

# **BIDDING DOCUMENTS**

**FOR THE**

**SUPPLY OF LABOR, MATERIALS AND EQUIPMENT FOR  
THE SEC STUDIO/MINI AUDITORIUM**

**Public Bidding No. 2024-012**

**Sixth Edition  
July 2020**

# Preface

These Philippine Bidding Documents (PBDs) for the procurement of Infrastructure Projects (hereinafter referred to also as the “Works”) through Competitive Bidding have been prepared by the Government of the Philippines for use by all branches, agencies, departments, bureaus, offices, or instrumentalities of the government, including government-owned and/or -controlled corporations, government financial institutions, state universities and colleges, local government units, and autonomous regional government. The procedures and practices presented in this document have been developed through broad experience, and are for mandatory use in projects that are financed in whole or in part by the Government of the Philippines or any foreign government/foreign or international financing institution in accordance with the provisions of the 2016 revised Implementing Rules and Regulations (IRR) of Republic Act (RA) No. 9184.

The PBDs are intended as a model for ad measurements (unit prices or unit rates in a bill of quantities) types of contract, which are the most common in Works contracting.

The Bidding Documents shall clearly and adequately define, among others: (i) the objectives, scope, and expected outputs and/or results of the proposed contract; (ii) the eligibility requirements of Bidders; (iii) the expected contract duration; and (iv) the obligations, duties, and/or functions of the winning Bidder.

Care should be taken to check the relevance of the provisions of the PBDs against the requirements of the specific Works to be procured. If duplication of a subject is inevitable in other sections of the document prepared by the Procuring Entity, care must be exercised to avoid contradictions between clauses dealing with the same matter.

Moreover, each section is prepared with notes intended only as information for the Procuring Entity or the person drafting the Bidding Documents. They shall not be included in the final documents. The following general directions should be observed when using the documents:

- a. All the documents listed in the Table of Contents are normally required for the procurement of Infrastructure Projects. However, they should be adapted as necessary to the circumstances of the particular Project.
- b. Specific details, such as the “*name of the Procuring Entity*” and “*address for bid submission*,” should be furnished in the Instructions to Bidders, Bid Data Sheet, and Special Conditions of Contract. The final documents should contain neither blank spaces nor options.
- c. This Preface and the footnotes or notes in italics included in the Invitation to Bid, BDS, General Conditions of Contract, Special Conditions of Contract, Specifications, Drawings, and Bill of Quantities are not part of the text of the final document, although they contain instructions that the Procuring Entity should strictly follow.

- d. The cover should be modified as required to identify the Bidding Documents as to the names of the Project, Contract, and Procuring Entity, in addition to date of issue.
- e. Modifications for specific Procurement Project details should be provided in the Special Conditions of Contract as amendments to the Conditions of Contract. For easy completion, whenever reference has to be made to specific clauses in the Bid Data Sheet or Special Conditions of Contract, these terms shall be printed in bold typeface on Sections I (Instructions to Bidders) and III (General Conditions of Contract), respectively.
- f. For guidelines on the use of Bidding Forms and the procurement of Foreign-Assisted Projects, these will be covered by a separate issuance of the Government Procurement Policy Board.

## TABLE OF CONTENTS

<b>GLOSSARY OF .....</b>	<b>5</b>
<b>TERMS, ABBREVIATIONS, AND ACRONYMS.....</b>	<b>5</b>
<b>SECTION I. INVITATION TO BID .....</b>	<b>7</b>
<b>SECTION II. INSTRUCTIONS TO BIDDERS .....</b>	<b>11</b>
1. Scope of Bid.....	12
2. Funding Information .....	12
3. Bidding Requirements.....	12
4. Corrupt, Fraudulent, Collusive, Coercive, and Obstructive Practices .....	12
5. Eligible Bidders.....	13
6. Origin of Associated Goods.....	13
7. Subcontracts .....	13
8. Pre-Bid Conference.....	13
9. Clarification and Amendment of Bidding Documents.....	13
10. Documents Comprising the Bid: Eligibility and Technical Components.....	13
11. Documents Comprising the Bid: Financial Component .....	14
12. Alternative Bids .....	14
13. Bid Prices .....	14
14. Bid and Payment Currencies.....	14
15. Bid Security.....	15
16. Sealing and Marking of Bids.....	15
17. Deadline for Submission of Bids .....	15
18. Opening and Preliminary Examination of Bids .....	15
19. Detailed Evaluation and Comparison of Bids.....	16
20. Post Qualification.....	16
21. Signing of the Contract .....	16
<b>SECTION III. BID DATA SHEET .....</b>	<b>17</b>
<b>SECTION IV. GENERAL CONDITIONS OF CONTRACT .....</b>	<b>20</b>
1. Scope of Contract.....	21
2. Sectional Completion of Works.....	21
3. Possession of Site.....	21
4. The Contractor's Obligations.....	21
5. Performance Security .....	22

6.	Site Investigation Reports .....	22
7.	Warranty.....	22
8.	Liability of the Contractor.....	22
9.	Termination for Other Causes.....	22
10.	Dayworks .....	23
11.	Program of Work.....	23
12.	Instructions, Inspections and Audits .....	23
13.	Advance Payment.....	23
14.	Progress Payments .....	23
15.	Operating and Maintenance Manuals.....	24
<b>SECTION V. SPECIAL CONDITIONS OF CONTRACT.....</b>		<b>25</b>
<b>SECTION VI. SPECIFICATIONS .....</b>		<b>29</b>
<b>SECTION VII. DRAWINGS.....</b>		<b>86</b>
<b>SECTION VIII. BILL OF QUANTITIES .....</b>		<b>120</b>
<b>SECTION IX. CHECKLIST OF TECHNICAL AND FINANCIAL DOCUMENTS.....</b>		<b>131</b>

## ***Glossary of Terms, Abbreviations, and Acronyms***

**ABC** – Approved Budget for the Contract.

**ARCC** – Allowable Range of Contract Cost.

**BAC** – Bids and Awards Committee.

**Bid** – A signed offer or proposal to undertake a contract submitted by a bidder in response to and in consonance with the requirements of the bidding documents. Also referred to as *Proposal* and *Tender*. (2016 revised IRR, Section 5[c])

**Bidder** – Refers to a contractor, manufacturer, supplier, distributor and/or consultant who submits a bid in response to the requirements of the Bidding Documents. (2016 revised IRR, Section 5[d])

**Bidding Documents** – The documents issued by the Procuring Entity as the bases for bids, furnishing all information necessary for a prospective bidder to prepare a bid for the Goods, Infrastructure Projects, and/or Consulting Services required by the Procuring Entity. (2016 revised IRR, Section 5[e])

**BIR** – Bureau of Internal Revenue.

**BSP** – Bangko Sentral ng Pilipinas.

**CDA** – Cooperative Development Authority.

**Consulting Services** – Refer to services for Infrastructure Projects and other types of projects or activities of the GOP requiring adequate external technical and professional expertise that are beyond the capability and/or capacity of the GOP to undertake such as, but not limited to: (i) advisory and review services; (ii) pre-investment or feasibility studies; (iii) design; (iv) construction supervision; (v) management and related services; and (vi) other technical services or special studies. (2016 revised IRR, Section 5[i])

**Contract** – Refers to the agreement entered into between the Procuring Entity and the Supplier or Manufacturer or Distributor or Service Provider for procurement of Goods and Services; Contractor for Procurement of Infrastructure Projects; or Consultant or Consulting Firm for Procurement of Consulting Services; as the case may be, as recorded in the Contract Form signed by the parties, including all attachments and appendices thereto and all documents incorporated by reference therein.

**Contractor** – is a natural or juridical entity whose proposal was accepted by the Procuring Entity and to whom the Contract to execute the Work was awarded. Contractor as used in these Bidding Documents may likewise refer to a supplier, distributor, manufacturer, or consultant.

**CPI** – Consumer Price Index.

**DOLE** – Department of Labor and Employment.

**DTI** – Department of Trade and Industry.

**Foreign-funded Procurement or Foreign-Assisted Project** – Refers to procurement whose funding source is from a foreign government, foreign or international financing institution as

specified in the Treaty or International or Executive Agreement. (2016 revised IRR, Section 5[b]).

**GFI** – Government Financial Institution.

**GOCC** – Government-owned and/or –controlled corporation.

**Goods** – Refer to all items, supplies, materials and general support services, except Consulting Services and Infrastructure Projects, which may be needed in the transaction of public businesses or in the pursuit of any government undertaking, project or activity, whether in the nature of equipment, furniture, stationery, materials for construction, or personal property of any kind, including non-personal or contractual services such as the repair and maintenance of equipment and furniture, as well as trucking, hauling, janitorial, security, and related or analogous services, as well as procurement of materials and supplies provided by the Procuring Entity for such services. The term “related” or “analogous services” shall include, but is not limited to, lease or purchase of office space, media advertisements, health maintenance services, and other services essential to the operation of the Procuring Entity. (2016 revised IRR, Section 5[r])

**GOP** – Government of the Philippines.

**Infrastructure Projects** – Include the construction, improvement, rehabilitation, demolition, repair, restoration or maintenance of roads and bridges, railways, airports, seaports, communication facilities, civil works components of information technology projects, irrigation, flood control and drainage, water supply, sanitation, sewerage and solid waste management systems, shore protection, energy/power and electrification facilities, national buildings, school buildings, hospital buildings, and other related construction projects of the government. Also referred to as *civil works or works*. (2016 revised IRR, Section 5[u])

**LGUs** – Local Government Units.

**NFCC** – Net Financial Contracting Capacity.

**NGA** – National Government Agency.

**PCAB** – Philippine Contractors Accreditation Board.

**PhilGEPS** - Philippine Government Electronic Procurement System.

**Procurement Project** – refers to a specific or identified procurement covering goods, infrastructure project or consulting services. A Procurement Project shall be described, detailed, and scheduled in the Project Procurement Management Plan prepared by the agency which shall be consolidated in the procuring entity's Annual Procurement Plan. (GPPB Circular No. 06-2019 dated 17 July 2019)

**PSA** – Philippine Statistics Authority.

**SEC** – Securities and Exchange Commission.

**SLCC** – Single Largest Completed Contract.

**UN** – United Nations.

## ***Section I. Invitation to Bid***

### **Notes on the Invitation to Bid**

The Invitation to Bid (IB) provides information that enables potential Bidders to decide whether to participate in the procurement at hand. The IB shall be posted in accordance with Section 21.2 of the 2016 revised IRR of RA No. 9184.

Apart from the essential items listed in the Bidding Documents, the IB should also indicate the following:

- a. The date of availability of the Bidding Documents, which shall be from the time the IB is first advertised/posted until the deadline for the submission and receipt of bids;
- b. The place where the Bidding Documents may be acquired or the website where it may be downloaded;
- c. The deadline for the submission and receipt of bids; and
- d. Any important bid evaluation criteria.

The IB should be incorporated into the Bidding Documents. The information contained in the IB must conform to the Bidding Documents and in particular to the relevant information in the Bid Data Sheet.





## Invitation to Bid for the Supply of Labor and Materials for the SEC Studio/Mini Auditorium

1. The **Securities and Exchange Commission (SEC)**, through the **FY 2024 Annual Operating Budget of SEC**, intends to apply the sum of **Twenty Million Pesos (Php 20,000,000.00)** being the Approved Budget for the Contract (ABC) to payments under the contract for the **Supply of Labor and Materials for the SEC Studio/Mini Auditorium** under **Public Bidding No. 2024-012**. Bids received in excess of the ABC shall be automatically rejected at bid opening.
2. The **SEC** now invites bids for the above Procurement Project. Completion of the Works is required within **three (3) months from the issuance of the Notice to Proceed or from the date stated therein**. Bidders should have completed a contract similar to the Project. The description of an eligible bidder is contained in the Bidding Documents, particularly, in Section II (Instructions to Bidders).
3. Bidding will be conducted through open competitive bidding procedures using non-discretionary “*pass/fail*” criterion as specified in the 2016 revised Implementing Rules and Regulations (IRR) of Republic Act (RA) No. 9184.
4. Interested bidders may obtain further information from the SEC and inspect the Bidding Documents at the address given below from 8:00AM to 5:00PM.
5. A complete set of Bidding Documents may be acquired by interested bidders on 10 May 2024 from the given address and website/s below and upon payment of the applicable fee for the Bidding Documents, pursuant to the latest Guidelines issued by the GPPB, in the amount of **Seventeen Thousand Five Hundred Pesos (Php 17,500.00)**. The Procuring Entity shall allow the bidder to present its proof of payment for the fees physically or electronically.

Interested bidders are advised to send an email at [cndcastillo@sec.gov.ph](mailto:cndcastillo@sec.gov.ph) to request for the Payment Assessment Form (PAF), which shall be used for the payment of the abovementioned applicable fee.

Payments should be done over the counter at any Landbank branch nationwide or online through eSPAYSEC.

For over-the-counter payment at LandBank:

- Print 2 copies of PAF:
  - 1 Client Copy
  - 1 LandBank Copy

- Accomplish the on-Call Payment slip per fund account as indicated on the breakdown summary.
- Use the correct Fund Account and Account No. and provide the below information:
  - Reference Number 1 - PAF No.
  - Reference Number 2 - Name of Payor appearing on the PAF
- Present On Call Payment Slip, together with the PAF, to the LandBank Teller

For online payment:

- Access eSPAYSEC through the link below, enter PAF Reference Number, select your payment: <https://www.sec.gov.ph/sec-payment-portal>
  - Enter PAF Reference Number
  - Select preferred payment option:
    - Debit/Credit Card
    - Paymaya Wallet/GCash
  - Enter email address and verification code
  - Click proceed to payment
6. The SEC will hold a Pre-Bid Conference on **17 May 2024 (Friday) at 1:00 P.M.** at the **Conference Room, 7/F, The SEC Headquarters, 7907 Makati Avenue, Salcedo Village, Bel-Air, Makati City** and/or through video conferencing or webcasting via zoom.
- Interested bidders are advised to send email at [encastillo@sec.gov.ph](mailto:encastillo@sec.gov.ph) and request the link/credentials to join the meeting which will be provided before the scheduled Pre-Bid Conference.
7. Bids must be duly received by the BAC Secretariat through manual submission at the **Procurement Unit, 7/F The SEC Headquarters, 7907 Makati Avenue, Salcedo Village, Barangay Bel-Air, Makati City** on or before **31 May 2024 (Friday) at 1:00 P.M.** Late bids shall not be accepted.
8. All bids must be accompanied by a bid security in any of the acceptable forms and in the amount stated in ITB Clause 16.
9. Bid Opening shall be on **31 May 2024 (Friday), 1:15 P.M.** at the **Conference Room, 7/F, The SEC Headquarters, 7907 Makati Avenue, Salcedo Village, Bel-Air, Makati City.**
10. Each Bidder shall submit one (1) set of the first and second components of its bid. Bidders must arrange each bid document into sections with tabs properly labeled separating each document according to the provided checklist.
11. SEC reserves the right to reject any and all bids, declare a failure of bidding, or not award the contract at any time prior to contract award in accordance with Sections 35.6 and 41 of the 2016 revised Implementing Rules and Regulations (IRR) of RA No. 9184, without thereby incurring any liability to the affected bidder or bidders.
12. For further information, please refer to:

*SEC BAC Secretariat  
Procurement Unit, Supply Chain Division  
Management Services Department  
7/F The SEC Headquarters, 7907 Makati Ave.  
Salcedo Village, Bel-Air, 1209 Makati City  
Telephone No.: 8818-5330  
Email Address: [cndcastillo@sec.gov.ph](mailto:cndcastillo@sec.gov.ph)*

13. You may visit the following websites to download the Bidding Documents:

*<https://www.sec.gov.ph>  
<https://www.philgeps.gov.ph>*

10 May 2024

**ARMANDO A. PAN, JR.**  
*Chairman, BAC*

## ***Section II. Instructions to Bidders***

### **Notes on the Instructions to Bidders**

This Section on the Instruction to Bidders (ITB) provides the information necessary for bidders to prepare responsive bids, in accordance with the requirements of the Procuring Entity. It also provides information on bid submission, eligibility check, opening and evaluation of bids, post-qualification, and on the award of contract.

## **1. Scope of Bid**

The Procuring Entity, SEC, invites Bids for the **Supply of Labor and Materials for the SEC Studio/Mini Auditorium**, with Project Identification Number **Public Bidding No. 2024-012**.

The Procurement Project (referred to herein as “Project”) is for the construction of Works, as described in Section VI (Specifications).

## **2. Funding Information**

2.1. The GOP through the source of funding as indicated below for FY 2024 in the amount of **Twenty Million Pesos (Php20,000,000.00)**.

2.2. The source of funding is through the authorized appropriations under the approved **FY 2024 Annual Operating Budget of SEC**.

## **3. Bidding Requirements**

The Bidding for the Project shall be governed by all the provisions of RA No. 9184 and its 2016 revised IRR, including its Generic Procurement Manual and associated policies, rules and regulations as the primary source thereof, while the herein clauses shall serve as the secondary source thereof.

Any amendments made to the IRR and other GPPB issuances shall be applicable only to the ongoing posting, advertisement, or invitation to bid by the BAC through the issuance of a supplemental or bid bulletin.

The Bidder, by the act of submitting its Bid, shall be deemed to have inspected the site, determined the general characteristics of the contracted Works and the conditions for this Project, such as the location and the nature of the work; (b) climatic conditions; (c) transportation facilities; (c) nature and condition of the terrain, geological conditions at the site communication facilities, requirements, location and availability of construction aggregates and other materials, labor, water, electric power and access roads; and (d) other factors that may affect the cost, duration and execution or implementation of the contract, project, or work and examine all instructions, forms, terms, and project requirements in the Bidding Documents.

## **4. Corrupt, Fraudulent, Collusive, Coercive, and Obstructive Practices**

The Procuring Entity, as well as the Bidders and Contractors, shall observe the highest standard of ethics during the procurement and execution of the contract. They or through an agent shall not engage in corrupt, fraudulent, collusive, coercive, and obstructive practices defined under Annex “I” of the 2016 revised IRR of RA No. 9184 or other integrity violations in competing for the Project.

## **5. Eligible Bidders**

- 5.1. Only Bids of Bidders found to be legally, technically, and financially capable will be evaluated.
- 5.2. The Bidder must have an experience of having completed a Single Largest Completed Contract (SLCC) that is similar to this Project, equivalent to at least fifty percent (50%) of the ABC adjusted, if necessary, by the Bidder to current prices using the PSA's CPI, except under conditions provided for in Section 23.4.2.4 of the 2016 revised IRR of RA No. 9184.

A contract is considered to be "similar" to the contract to be bid if it has the major categories of work stated in the **BDS**.

- 5.3. The Bidders shall comply with the eligibility criteria under Section 23.4.2 of the 2016 IRR of RA No. 9184.

## **6. Origin of Associated Goods**

There is no restriction on the origin of Goods other than those prohibited by a decision of the UN Security Council taken under Chapter VII of the Charter of the UN.

## **7. Subcontracts**

The Procuring Entity has prescribed that sub-contracting is NOT allowed.

## **8. Pre-Bid Conference**

The Procuring Entity will hold a pre-bid conference for this Project on the specified date and time and either at its physical address and/or through videoconferencing/webcasting as indicated in paragraph 6 of the **IB**.

## **9. Clarification and Amendment of Bidding Documents**

Prospective bidders may request for clarification on and/or interpretation of any part of the Bidding Documents. Such requests must be in writing and received by the Procuring Entity, either at its given address or through electronic mail indicated in the **IB**, at least ten (10) calendar days before the deadline set for the submission and receipt of Bids.

## **10. Documents Comprising the Bid: Eligibility and Technical Components**

- 10.1. The first envelope shall contain the eligibility and technical documents of the Bid as specified in **Section IX. Checklist of Technical and Financial Documents**.
- 10.2. If the eligibility requirements or statements, the bids, and all other documents for submission to the BAC are in foreign language other than English, it must be accompanied by a translation in English, which shall be authenticated by the

appropriate Philippine foreign service establishment, post, or the equivalent office having jurisdiction over the foreign bidder's affairs in the Philippines. For Contracting Parties to the Apostille Convention, only the translated documents shall be authenticated through an apostille pursuant to GPPB Resolution No. 13-2019 dated 23 May 2019. The English translation shall govern, for purposes of interpretation of the bid.

- 10.3. A valid PCAB License is required, and in case of joint ventures, a valid special PCAB License, and registration for the type and cost of the contract for this Project. Any additional type of Contractor license or permit shall be indicated in the **BDS**.
- 10.4. A List of Contractor's key personnel (e.g., Project Manager, Project Engineers, Materials Engineers, and Foremen) assigned to the contract to be bid, with their complete qualification and experience data shall be provided. These key personnel must meet the required minimum years of experience set in the **BDS**.
- 10.5. A List of Contractor's major equipment units, which are owned, leased, and/or under purchase agreements, supported by proof of ownership, certification of availability of equipment from the equipment lessor/vendor for the duration of the project, as the case may be, must meet the minimum requirements for the contract set in the **BDS**.

## **11. Documents Comprising the Bid: Financial Component**

- 11.1. The second bid envelope shall contain the financial documents for the Bid as specified in **Section IX. Checklist of Technical and Financial Documents**.
- 11.2. Any bid exceeding the ABC indicated in paragraph 1 of the **IB** shall not be accepted.

## **12. Alternative Bids**

Bidders shall submit offers that comply with the requirements of the Bidding Documents, including the basic technical design as indicated in the drawings and specifications. Unless there is a value engineering clause in the **BDS**, alternative Bids shall not be accepted.

## **13. Bid Prices**

All bid prices for the given scope of work in the Project as awarded shall be considered as fixed prices, and therefore not subject to price escalation during contract implementation, except under extraordinary circumstances as determined by the NEDA and approved by the GPPB pursuant to the revised Guidelines for Contract Price Escalation guidelines.

## **14. Bid and Payment Currencies**

14.1. Bid prices may be quoted in the local currency or tradeable currency accepted by the BSP at the discretion of the Bidder. However, for purposes of bid evaluation, Bids denominated in foreign currencies shall be converted to Philippine currency based on the exchange rate as published in the BSP reference rate bulletin on the day of the bid opening.

14.2. Payment of the contract price shall be made in Philippine Peso.

## **15. Bid Security**

15.1. The Bidder shall submit a Bid Securing Declaration or any form of Bid Security in the amount indicated in the **BDS**, which shall be not less than the percentage of the ABC in accordance with the schedule in the **BDS**.

15.2. The Bid and bid security shall be valid for **120 Calendar Days** reckoned from the opening of bids. Any bid not accompanied by an acceptable bid security shall be rejected by the Procuring Entity as non-responsive.

## **16. Sealing and Marking of Bids**

Each Bidder shall submit one copy of the first and second components of its Bid.

The Procuring Entity may request additional hard copies and/or electronic copies of the Bid. However, failure of the Bidders to comply with the said request shall not be a ground for disqualification.

If the Procuring Entity allows the submission of bids through online submission to the given website or any other electronic means, the Bidder shall submit an electronic copy of its Bid, which must be digitally signed. An electronic copy that cannot be opened or is corrupted shall be considered non-responsive and, thus, automatically disqualified.

## **17. Deadline for Submission of Bids**

The Bidders shall submit on the specified date and time and either at its physical address as indicated in paragraph 7 of the **IB**.

## **18. Opening and Preliminary Examination of Bids**

18.1. The BAC shall open the Bids in public at the time, on the date, and at the place specified in paragraph 10 of the **IB**. The Bidders' representatives who are present shall sign a register evidencing their attendance. In case videoconferencing, webcasting or other similar technologies will be used, attendance of participants shall likewise be recorded by the BAC Secretariat.

In case the Bids cannot be opened as scheduled due to justifiable reasons, the rescheduling requirements under Section 29 of the 2016 revised IRR of RA No. 9184 shall prevail.

18.2. The preliminary examination of Bids shall be governed by Section 30 of the 2016 revised IRR of RA No. 9184.



## **19. Detailed Evaluation and Comparison of Bids**

- 19.1. The Procuring Entity's BAC shall immediately conduct a detailed evaluation of all Bids rated "*passed*" using non-discretionary pass/fail criteria. The BAC shall consider the conditions in the evaluation of Bids under Section 32.2 of 2016 revised IRR of RA No. 9184.
- 19.2. If the Project allows partial bids, all Bids and combinations of Bids as indicated in the **BDS** shall be received by the same deadline and opened and evaluated simultaneously so as to determine the Bid or combination of Bids offering the lowest calculated cost to the Procuring Entity. Bid Security as required by **ITB** Clause 15 shall be submitted for each contract (lot) separately.
- 19.3. In all cases, the NFCC computation pursuant to Section 23.4.2.6 of the 2016 revised IRR of RA No. 9184 must be sufficient for the total of the ABCs for all the lots participated in by the prospective Bidder.

## **20. Post Qualification**

Within a non-extendible period of five (5) calendar days from receipt by the Bidder of the notice from the BAC that it submitted the Lowest Calculated Bid, the Bidder shall submit its latest income and business tax returns filed and paid through the BIR Electronic Filing and Payment System (eFPS), and other appropriate licenses and permits required by law and stated in the **BDS**.

## **21. Signing of the Contract**

The documents required in Section 37.2 of the 2016 revised IRR of RA No. 9184 shall form part of the Contract. Additional Contract documents are indicated in the **BDS**.

## ***Section III. Bid Data Sheet***

### **Notes on the Bid Data Sheet (BDS)**

The Bid Data Sheet (BDS) consists of provisions that supplement, amend, or specify in detail, information, or requirements included in the ITB found in Section II, which are specific to each procurement.

This Section is intended to assist the Procuring Entity in providing the specific information in relation to corresponding clauses in the ITB and has to be prepared for each specific procurement.

The Procuring Entity should specify in the BDS information and requirements specific to the circumstances of the Procuring Entity, the processing of the procurement, and the bid evaluation criteria that will apply to the Bids. In preparing the BDS, the following aspects should be checked:

- a. Information that specifies and complements provisions of the ITB must be incorporated.
- b. Amendments and/or supplements, if any, to provisions of the ITB as necessitated by the circumstances of the specific procurement, must also be incorporated.

## Bid Data Sheet

ITB Clause													
5.2	Statement of the Bidder's Single Largest Completed Contract (SLCC) similar to the requirement shall be any project that involves studio or mini auditorium, and in the amount of at least 50% of the Approved Budget for the Contract, which should have been completed within the last five (5) years from the deadline of submission of bids.												
7.1	Not Applicable												
10.3	Current Valid PCAB License and Registration for "General Building" with at least "Small B" (size range), License Category C & D												
10.4	<p>The key personnel must meet the required minimum years of experience set below:</p> <table border="1" style="width: 100%; border-collapse: collapse;"> <thead> <tr> <th style="text-align: center;">Personnel</th> <th style="text-align: center;">Professional Qualification/s</th> </tr> </thead> <tbody> <tr> <td style="text-align: center;">One (1) Project Manager</td> <td>Registered Civil Engineer or Architect with at least three (3) years of experience in the construction industry</td> </tr> <tr> <td style="text-align: center;">One (1) Project/On-site Engineer</td> <td>Registered Civil Engineer with at least three (3) years of experience in the construction industry.</td> </tr> <tr> <td style="text-align: center;">One (1) Safety Officer</td> <td>Certified by an accredited safety organization in Construction Occupational Safety and Health as prescribed by Department of Labor and Employment; and With at least three (3) years of experience as Safety Officer on the construction industry</td> </tr> <tr> <td style="text-align: center;">One (1) Materials Engineer</td> <td>Registered Civil Engineer with at least three (3) years of experience in the construction industry</td> </tr> <tr> <td style="text-align: center;">One (1) Foreman</td> <td>With at least three (3) years of experience as Foreman in the construction industry</td> </tr> </tbody> </table> <p>Each key personnel must submit the following supporting documents:</p> <p>For PM/Project Engineer/Materials Engineer:</p> <ol style="list-style-type: none"> <li>a. Curriculum Vitae;</li> <li>b. Valid Professional Identification Card issued by the Professional Regulation Commission (if for renewal, submit a copy of the: recently expired Professional Identification Card, and Official Receipt as proof of payment for the application for renewal)</li> </ol>	Personnel	Professional Qualification/s	One (1) Project Manager	Registered Civil Engineer or Architect with at least three (3) years of experience in the construction industry	One (1) Project/On-site Engineer	Registered Civil Engineer with at least three (3) years of experience in the construction industry.	One (1) Safety Officer	Certified by an accredited safety organization in Construction Occupational Safety and Health as prescribed by Department of Labor and Employment; and With at least three (3) years of experience as Safety Officer on the construction industry	One (1) Materials Engineer	Registered Civil Engineer with at least three (3) years of experience in the construction industry	One (1) Foreman	With at least three (3) years of experience as Foreman in the construction industry
Personnel	Professional Qualification/s												
One (1) Project Manager	Registered Civil Engineer or Architect with at least three (3) years of experience in the construction industry												
One (1) Project/On-site Engineer	Registered Civil Engineer with at least three (3) years of experience in the construction industry.												
One (1) Safety Officer	Certified by an accredited safety organization in Construction Occupational Safety and Health as prescribed by Department of Labor and Employment; and With at least three (3) years of experience as Safety Officer on the construction industry												
One (1) Materials Engineer	Registered Civil Engineer with at least three (3) years of experience in the construction industry												
One (1) Foreman	With at least three (3) years of experience as Foreman in the construction industry												

	<p>For Safety Officer:</p> <ol style="list-style-type: none"> <li>a. Curriculum Vitae/Resume;</li> <li>b. Certificate of Training on Construction Occupational Safety and Health issued by a DOLE-accredited training center</li> </ol> <p>For Foreman:</p> <ol style="list-style-type: none"> <li>a. Resume/Bio Data</li> </ol>
10.5	Not applicable
12	Not Applicable
15.1	<p>The bid security shall be in the form of a Bid Securing Declaration or any of the following forms and amounts:</p> <ol style="list-style-type: none"> <li>a. The amount of not less than <b>Php 400,000.00</b> or <i>(2%) of ABC</i>, if bid security is in cash, cashier's/manager's check, bank draft/guarantee or irrevocable letter of credit;</li> <li>b. The amount of not less than <b>Php 1,000,000.00</b> or <i>(5%) of ABC</i>, if bid security is in Surety Bond.</li> </ol>
19.2	Partial bids are not allowed
20	<p>The bidder with the Lowest Calculated Bid shall submit <b>ALL</b> of the following post-qualification requirements:</p> <ol style="list-style-type: none"> <li>1. Latest Income and Business Tax Returns, filed and paid through the Electronic Filing and Payments System (EFPS), consisting of the following: <ol style="list-style-type: none"> <li>i. Latest Income Tax Return with proof of payment; and</li> <li>ii. VAT Returns (Form 2550M and 2550Q) or Percentage Tax Returns (2551M) with proof of payment within the last six (6) months.</li> </ol> </li> </ol>
21	Additional contract documents relevant to the Project that may be required by existing laws and/or the Procuring Entity, such as <b>Construction schedule and S-curve, Manpower schedule, Construction methods, Equipment utilization schedule, Construction safety and health program approved by the DOLE</b> , and other acceptable tools of project scheduling.

## ***Section IV. General Conditions of Contract***

### **Notes on the General Conditions of Contract**

The General Conditions of Contract (GCC) in this Section, read in conjunction with the Special Conditions of Contract in Section V and other documents listed therein, should be a complete document expressing all the rights and obligations of the parties.

Matters governing performance of the Contractor, payments under the contract, or matters affecting the risks, rights, and obligations of the parties under the contract are included in the GCC and Special Conditions of Contract.

Any complementary information, which may be needed, shall be introduced only through the Special Conditions of Contract.

## 1. **Scope of Contract**

This Contract shall include all such items, although not specifically mentioned, that can be reasonably inferred as being required for its completion as if such items were expressly mentioned herein. All the provisions of RA No. 9184 and its 2016 revised IRR, including the Generic Procurement Manual, and associated issuances, constitute the primary source for the terms and conditions of the Contract, and thus, applicable in contract implementation. Herein clauses shall serve as the secondary source for the terms and conditions of the Contract.

This is without prejudice to Sections 74.1 and 74.2 of the 2016 revised IRR of RA No. 9184 allowing the GPPB to amend the IRR, which shall be applied to all procurement activities, the advertisement, posting, or invitation of which were issued after the effectivity of the said amendment.

## 2. **Sectional Completion of Works**

If sectional completion is specified in the **Special Conditions of Contract (SCC)**, references in the Conditions of Contract to the Works, the Completion Date, and the Intended Completion Date shall apply to any Section of the Works (other than references to the Completion Date and Intended Completion Date for the whole of the Works).

## 3. **Possession of Site**

3.1 The Procuring Entity shall give possession of all or parts of the Site to the Contractor based on the schedule of delivery indicated in the **SCC**, which corresponds to the execution of the Works. If the Contractor suffers delay or incurs cost from failure on the part of the Procuring Entity to give possession in accordance with the terms of this clause, the Procuring Entity's Representative shall give the Contractor a Contract Time Extension and certify such sum as fair to cover the cost incurred, which sum shall be paid by Procuring Entity.

3.2 If possession of a portion is not given by the above date, the Procuring Entity will be deemed to have delayed the start of the relevant activities. The resulting adjustments in contract time to address such delay may be addressed through contract extension provided under Annex "E" of the 2016 revised IRR of RA No. 9184.

## 4. **The Contractor's Obligations**

The Contractor shall employ the key personnel named in the Schedule of Key Personnel indicating their designation, in accordance with **ITB** Clause 10.3 and specified in the **BDS**, to carry out the supervision of the Works.

The Procuring Entity will approve any proposed replacement of key personnel only if their relevant qualifications and abilities are equal to or better than those of the personnel listed in the Schedule.

## **5. Performance Security**

- 5.1. Within ten (10) calendar days from receipt of the Notice of Award from the Procuring Entity but in no case later than the signing of the contract by both parties, the successful Bidder shall furnish the performance security in any of the forms prescribed in Section 39 of the 2016 revised IRR.
- 5.2. The Contractor, by entering into the Contract with the Procuring Entity, acknowledges the right of the Procuring Entity to institute action pursuant to RA No. 3688 against any subcontractor be they an individual, firm, partnership, corporation, or association supplying the Contractor with labor, materials and/or equipment for the performance of this Contract.

## **6. Site Investigation Reports**

The Contractor, in preparing the Bid, shall rely on any Site Investigation Reports referred to in the SCC supplemented by any information obtained by the Contractor.

## **7. Warranty**

- 7.1. In case the Contractor fails to undertake the repair works under Section 62.2.2 of the 2016 revised IRR, the Procuring Entity shall forfeit its performance security, subject its property(ies) to attachment or garnishment proceedings, and perpetually disqualify it from participating in any public bidding. All payables of the GOP in his favor shall be offset to recover the costs.
- 7.2. The warranty against Structural Defects/Failures, except that occasioned-on force majeure, shall cover the period from the date of issuance of the Certificate of Final Acceptance by the Procuring Entity. Specific duration of the warranty is found in the SCC.

## **8. Liability of the Contractor**

Subject to additional provisions, if any, set forth in the SCC, the Contractor's liability under this Contract shall be as provided by the laws of the Republic of the Philippines.

If the Contractor is a joint venture, all partners to the joint venture shall be jointly and severally liable to the Procuring Entity.

## **9. Termination for Other Causes**

Contract termination shall be initiated in case it is determined *prima facie* by the Procuring Entity that the Contractor has engaged, before, or during the implementation of the contract, in unlawful deeds and behaviors relative to contract acquisition and implementation, such as, but not limited to corrupt, fraudulent, collusive, coercive, and obstructive practices as stated in **ITB** Clause 4.

## **10. Dayworks**

Subject to the guidelines on Variation Order in Annex “E” of the 2016 revised IRR of RA No. 9184, and if applicable as indicated in the SCC, the Dayworks rates in the Contractor’s Bid shall be used for small additional amounts of work only when the Procuring Entity’s Representative has given written instructions in advance for additional work to be paid for in that way.

## **11. Program of Work**

11.1. The Contractor shall submit to the Procuring Entity’s Representative for approval the said Program of Work showing the general methods, arrangements, order, and timing for all the activities in the Works. The submissions of the Program of Work are indicated in the SCC.

11.2. The Contractor shall submit to the Procuring Entity’s Representative for approval an updated Program of Work at intervals no longer than the period stated in the SCC. If the Contractor does not submit an updated Program of Work within this period, the Procuring Entity’s Representative may withhold the amount stated in the SCC from the next payment certificate and continue to withhold this amount until the next payment after the date on which the overdue Program of Work has been submitted.

## **12. Instructions, Inspections and Audits**

The Contractor shall permit the GOP or the Procuring Entity to inspect the Contractor’s accounts and records relating to the performance of the Contractor and to have them audited by auditors of the GOP or the Procuring Entity, as may be required.

## **13. Advance Payment**

The Procuring Entity shall, upon a written request of the Contractor which shall be submitted as a Contract document, make an advance payment to the Contractor in an amount not exceeding fifteen percent (15%) of the total contract price, to be made in lump sum, or at the most two installments according to a schedule specified in the SCC, subject to the requirements in Annex “E” of the 2016 revised IRR of RA No. 9184.

## **14. Progress Payments**

The Contractor may submit a request for payment for Work accomplished. Such requests for payment shall be verified and certified by the Procuring Entity’s Representative/Project Engineer. Except as otherwise stipulated in the SCC, materials and equipment delivered on the site but not completely put in place shall not be included for payment.



## **15. Operating and Maintenance Manuals**

- 15.1. If required, the Contractor will provide “as built” Drawings and/or operating and maintenance manuals as specified in the SCC.
- 15.2. If the Contractor does not provide the Drawings and/or manuals by the dates stated above, or they do not receive the Procuring Entity’s Representative’s approval, the Procuring Entity’s Representative may withhold the amount stated in the SCC from payments due to the Contractor.

## ***Section V. Special Conditions of Contract***

### **Notes on the Special Conditions of Contract**

Similar to the BDS, the clauses in this Section are intended to assist the Procuring Entity in providing contract-specific information in relation to corresponding clauses in the GCC found in Section IV.

The Special Conditions of Contract (SCC) complement the GCC, specifying contractual requirements linked to the special circumstances of the Procuring Entity, the Procuring Entity's country, the sector, and the Works procured. In preparing this Section, the following aspects should be checked:

- a. Information that complements provisions of the GCC must be incorporated.
- b. Amendments and/or supplements to provisions of the GCC as necessitated by the circumstances of the specific purchase, must also be incorporated.

However, no special condition which defeats or negates the general intent and purpose of the provisions of the GCC should be incorporated herein.

## Special Conditions of Contract

GCC Clause	
2	Completion Period: The contractor shall complete and turn-over the project within <b>Three (3) months</b> from the issuance of the Notice to Proceed or from the date specified therein.
4.1	Possession of the Site shall be given to the Contractor as specified in the SEC Scope of Works and Specifications and SEC Approved Plans and Drawings.
6	No further instruction
7.2	<p>The Contractor shall guarantee the works done to be free from defects for a period of one (1) year reckoned from the date of acceptance of the project. The warranty shall be covered by retention money.</p> <p>FORM OF WARRANTY SHALL BE IN ACCORDANCE WITH THE PROVISIONS UNDER SECTION 62.2 OF THE 2016 REVISED IMPLEMENTING RULES AND REGULATIONS OF REPUBLIC ACT NO. 9184</p>
10	Dayworks are applicable at the rate shown in the Contractor's original Bid.
11.1	<p>The Contractor shall be required to submit to SEC within <b>ten (10) calendar days</b> from receipt of the Notice of Award the following additional project requirements:</p> <ul style="list-style-type: none"> <li>a. Construction Schedule</li> <li>b. S-Curve</li> <li>c. PERT-CPM</li> <li>d. Manpower Schedule and List of Equipment</li> <li>e. Construction Methodology in Narrative Form</li> </ul>
11.2	The amount to be withheld for late submission of an updated Program of Work is one percent (1%) of the gross amount due for payment.
13	<p>The amount of the advance payment/mobilization fee is 15% of the total contract price.</p> <p>The Procuring Entity shall, upon a written request of the Contractor which shall be submitted as a Contract document, make an advance payment to the Contractor in an amount not exceeding fifteen percent (15%) of the total contract price, to be made in lump sum.</p> <p>The advance payment shall be made only upon the submission to and acceptance by the procuring entity of an irrevocable standby letter of credit of equivalent value from a commercial bank, a bank guarantee or a surety bond</p>

	<p>callable upon demand, issued by a surety or insurance company duly licensed by the Insurance Commission and confirmed by the procuring entity.</p> <p>The advance payment shall be repaid by the contractor by deducting fifteen percent (15%) from his periodic progress payments a percentage equal to the percentage of the total contract price used for the advance payment.</p> <p>The contractor may reduce his standby letter of credit or guarantee instrument by the amounts refunded by the Monthly Certificates in the advance payment.</p>
14	<p><b><u>Payment Schedule:</u></b>  Mobilization Fee/ Advance Payment – 15% of Contract Cost  1st Progress Billing - at least 50% of Contract Cost (actual accomplishment)  2nd Progress Billing and Final Billing – 100% completion</p> <p>Materials and equipment delivered on the site but not completely put in place shall not be included for payment.</p>
15.1	The date by which operating and maintenance manuals and “as built” drawings shall be submitted upon date of completion.
15.2	The amount to be withheld for failing to submit and secure acceptance and approval of “as built” drawings and/or operating and maintenance manuals by the date required is two percent (2%) of the Contract Price.

## *Section VI. Specifications*

### **Notes on Specifications**

A set of precise and clear specifications is a prerequisite for Bidders to respond realistically and competitively to the requirements of the Procuring Entity without qualifying or conditioning their Bids. In the context of international competitive bidding, the specifications must be drafted to permit the widest possible competition and, at the same time, present a clear statement of the required standards of workmanship, materials, and performance of the goods and services to be procured. Only if this is done will the objectives of economy, efficiency, and fairness in procurement be realized, responsiveness of Bids be ensured, and the subsequent task of bid evaluation facilitated. The specifications should require that all goods and materials to be incorporated in the Works be new, unused, of the most recent or current models, and incorporate all recent improvements in design and materials unless provided otherwise in the Contract.

Samples of specifications from previous similar projects are useful in this respect. The use of metric units is mandatory. Most specifications are normally written specially by the Procuring Entity or its representative to suit the Works at hand. There is no standard set of Specifications for universal application in all sectors in all regions, but there are established principles and practices, which are reflected in these PBDs.

There are considerable advantages in standardizing General Specifications for repetitive Works in recognized public sectors, such as highways, ports, railways, urban housing, irrigation, and water supply, in the same country or region where similar conditions prevail. The General Specifications should cover all classes of workmanship, materials, and equipment commonly involved in construction, although not necessarily to be used in a particular Works Contract. Deletions or addenda should then adapt the General Specifications to the particular Works.

Care must be taken in drafting specifications to ensure that they are not restrictive. In the specification of standards for goods, materials, and workmanship, recognized international standards should be used as much as possible. Where other particular standards are used, whether national standards or other standards, the specifications should state that goods, materials, and workmanship that meet other authoritative standards, and which ensure substantially equal or higher quality than the standards mentioned, will also be acceptable. The following clause may be inserted in the SCC.

#### **Sample Clause: Equivalency of Standards and Codes**

Wherever reference is made in the Contract to specific standards and codes to be met by the goods and materials to be furnished, and work performed or tested, the provisions of the latest current edition or revision of the relevant standards and codes in effect shall apply, unless otherwise expressly stated in the Contract. Where such standards and codes are national, or relate to a particular country or region, other authoritative standards that ensure

a substantially equal or higher quality than the standards and codes specified will be accepted subject to the Procuring Entity's Representative's prior review and written consent. Differences between the standards specified and the proposed alternative standards shall be fully described in writing by the Contractor and submitted to the Procuring Entity's Representative at least twenty-eight (28) days prior to the date when the Contractor desires the Procuring Entity's Representative's consent. In the event the Procuring Entity's Representative determines that such proposed deviations do not ensure substantially equal or higher quality, the Contractor shall comply with the standards specified in the documents.

These notes are intended only as information for the Procuring Entity or the person drafting the Bidding Documents. They should not be included in the final Bidding Documents.

**PROPOSED MEDIA WING RENOVATION DESIGN**  
**LOCATION 12F SEC HEADQUARTERS**

The project calls for a proposed design of a Video and digital media focused studio with office provisions. The project consists of the following area;

- Auditorium/Newsroom
- Green screen room
- Voice/sound recording booth with a designated control room
- Production and creative team office space
- Auditorium and Green screen control rooms
- Make-up room and VIP (aka Green room)
- General storage area
- Common areas

The area is currently prepared as a general office area with a general open work area and individual offices/ meeting rooms located along the perimeter of the floor. A portion of the 12th floor will be allotted for the Media project.

Most of the walls are to be demolished to provide an area large enough for the auditorium/newsroom as well as the other media focused room.

1. Room designations

**Auditorium/Newsroom** - this area is to serve two main functions.

First, as an Auditorium. The Auditorium can serve as a discussion area that can have an audience capacity of 100 pax. As a Newsroom, this area function is to house more of a video recording area focused on the stage and subject of the project.

This area is designed with a semi-open ceiling layout to give the impression of a higher ceiling feel. A stage large enough to display the existing newsroom table presented to the design team with an LED screen to serve as the background for the stage.

This area may also serve as a press conference room, anticipated to have multi members of the press setup their gear in order to record the presentation.

**Green Screen room** - The room will serve as the area focused for post-production video and photo editing. This room is designed so that the production team has control of the environment for the shoot. A certain shade of green is painted in the majority of the room to provide the ideal environment for video editing during post-production.

This room is designed with a full open ceiling with a suspended ceiling batten to carry the professional lighting equipment recommended for this area.

The main feature of this room is the special mix of green painted on a cyclorama wall. The cyclorama avoids shadows casting to the corners of the room. This provides optimal environment quality for video and photo editing. This also ensures that the client has full environment control of the area.

**Voice/Sound recording booth with designated control room** - This room is designed with the consideration of sound insulation and isolation. The voice recording booth has to provide the ideal.

To provide optimal sound insulation. Rockwool insulation must be used as the insulating material inside the drywall to ensure that no sound from the adjacent rooms will penetrate the partition and tamper with the sound level of the booth. Other elements such as soundproofing foam are to be used inside the booth to ensure the optimal sound quality output.

Recommendation from experts may be considered for the positioning of the soundproofing foam inside the booth.

For the designated control room. Controllers/ sound engineers must have a visual of the recording booth.

**Production and creative team office spaces** - This provides the employees of the SEC involved with the media projects a workstation with an area adjacent to the production studios. The workstation is designed to have a clear view of both the Green screen and Auditorium.

**Auditorium and Green screen control rooms** - These control rooms are located within the creative office space. This allows the creative team to have quick access to the on-going productions/events.

These control desks should be large enough for the hardwares used for specialty equipment.

**Make up room and VIP room** - Both rooms have similar function however the other caters to VIP guest.

The Make-up room is designed with a single purpose, an area for members of the presentation team to prepare their appearance before the scheduled presentation

The VIP room however may serve as multiple functions. This room is designed around a VIP presenter or employee that will be presenting to the audience or standing in front of a camera. Apart from serving as a preparation room, this room will serve as a lounge for the person in an isolated area while waiting to be called for their presentation.

**General storage** - This area is designed to house the equipment between usage. This area has to be large enough to house crates for specialty equipment, furniture, and other items needed to be hidden away between uses.

**Common areas** - These areas are used by the general public. Reception area, Waiting area and hallways.

## 2. Site preparation



As mentioned above. An existing office is established in the current site. Walls and ceilings are to be removed in designated areas.

Existing ceilings in the areas of the Auditorium and the Green Screen room are to be removed in order to increase the height of these areas. The Green screen room is to have a full open ceiling with suspended battens to carry lighting equipment for this area. A semi-open ceiling design is proposed for the Auditorium to increase the ceiling height for this area. Increasing from 2.4m to 2.8m.

### **Background and Objective**

The Securities and Exchange Commission (CLIENT) intended to find a CONTRACTOR with office fitout background to construct their proposed Media and Office facilities located in the headquarter of the CLIENT in Makati Ave., Makati City.

The main objectives of the services are to ensure CONTRACTOR are undertaken in quality, schedule, an economical and efficient manner, consistent with widely accepted engineering standards and practices for such work and to the satisfaction of the CLIENT

### **Scope of Work**

CONTRACTOR shall provide qualified and experienced personnel to perform detailed finishes and engineering works for the project. The Client may also request other functions such as estimating, procurement, work supervision, project management, project schedule, among other things. The Scope of the work is as follows;

- A. Site clearing - Works include demolition of existing partitions, ceilings and other structures as per plans. Hauling of debris shall be included.
- B. Construction - Works on the construction of the proposed design prepared by the ARCHITECT.
  - a. ARCHITECTURE WORKS
    - i. Carpentry
    - ii. Floor Finish
    - iii. Ceiling finish
    - iv. Door and window installation
    - v. Stage construction
  - b. ELECTRICAL WORKS
    - i. Wiring
    - ii. Outlet installation
    - iii. Lighting installation
    - iv. Fixture selection and recommendation
  - c. MECHANICAL WORKS
    - i. HVAC relocation
    - ii. Sprinkler relocation

- d. ELECTRONIC AND COMMUNICATION
  - i. Data and network cabling system
- e. SUPPLY AND INSTALLATION OF SPECIALTY EQUIPMENT
  - i. Supply of office furniture
  - ii. Supply of media equipment (LED wall, Studio lights)
- C. Application - Works to include leg work in consolidation of the necessary permits needed for the construction to proceed.
- D. Procurement - Works to include the procurement of specialty equipment such as LED wall, Studio lights, etc. are to be included in the preparation of the quotation. Selected items are subject for ARCHITECT and CLIENTS approval.
- E. Project supervision and schedule - works to include provision of construction timeline and daily updates to be provided.


**Other general requirements**

- a. All dimensions/ levels etc. indicated in the drawings are to be verified with on site
- b. All materials are subjected for the approval of the End-user
- c. Any discrepancies, either between written dimension and site dimensions shall be brought to the ARCHITECT before executing the works.
- d. All equipment, tools, scaffolding and other personnel needed shall be provided by the service provider/contractor.
- e. removal, dismantling and demolition works shall be coordinated with the building Admin/ Engineering.
- f. All works shall comply with The National Building Code of the Philippines, Fire Code of the Philippines, Philippine Electrical Code and Development rules and regulations and other relevant laws, rules and regulations.

## TECHNICAL SPECIFICATION


RECEPTION  
ARCHITECTURE

### CEILING

DESCRIPTION	IMAGE	QUANTITY
9mm PAINTED GYPSUM BOARD SUSPENDED ON 1"X2" METAL FURRING		36 sqm

\*\*REFER TO ARCHITECTURE NOTES FOR REFERENCE TO FINISHES.

### WALL





DESCRIPTION	IMAGE	QUANTITY
9mm PAINTED FIBER CEMENT BOARD MOUNTED ON METAL STUD		3 SQM

### FLOORING

DESCRIPTION	IMAGE	QUANTITY
EXISTING FLOOR TILES TO BE USED		

### ELECTRICAL/LIGHTING


DESCRIPTION	IMAGE	QUANTITY

<p>7W WARM WHITE, 3000K LED LIGHT DOWNLIGHT WM L-RF-0210</p>		<p>6 PCS</p>
<p>LED STRIPLIGHT</p>		<p>30 METERS</p>
<p>DUPLEX UNIVERSAL OUTLET WITH GROUND</p>		<p>3 PCS</p>
<p>TELEPHONE OUTLET DUPLEX</p>		<p>1 PC</p>

HDMI OUTLET		1 PC
TWO-GANG LIGHT SWITCH		2 PC



**\*\*NOTE OUTLETS COLOR MUST MATCH. RECOMMENDATION MUST BE APPROVED BY CLIENT AND ARCHITECT.**

**FURNITURE**

DESCRIPTION	IMAGE	QUANTITY
RECEPTION TABLE RETAIN EXISTING RECEPTION TABLE, TABLE TO BE REFURBISHED/ RESTORED WITH MODIFICATIONS		1 PCS
ERGONOMIC OFFICE CHAIR MID-BACK HEIGHT MESH TYPE ADJUSTABLE ARMREST PCV/NYLON LEG		2 PCS



COMMON AREA  
ARCHITECTURE

CEILING

DESCRIPTION	IMAGE	QUANTITY
9mm PAINTED GYPSUM BOARD SUSPENDED ON 1"X2" METAL FURRING		36 sqm  Panel= 2.88 sqm
18mm ORIENTED STRAND BOARD (OSB) NATURAL STAIN CEILING ACCENT		8.2 sqm  Panel= 2.88 sqm


\*\*REFER TO ARCHITECTURE NOTES FOR REFERENCE TO FINISHES. FINISHES  
SUBJECT FOR CLIENTS AND ARCHITECTS APPROVAL

WALL

DESCRIPTION	IMAGE	QUANTITY
9mm PAINTED GYPSUM BOARD MOUNTED ON METAL STUD		3 SQM  Panel= 2.88 sqm
18mm ORIENTED STRAND BOARD (OSB) NATURAL STAIN CEILING ACCENT		5.5 sqm  Panel= 2.88 sqm





**\*\* OSB CUT PATTERNS TO LOOK LIKE A TREE. VERIFY WITH ARCHITECT FOR CUT PATTERNS**

**FLOORING**

DESCRIPTION	IMAGE	QUANTITY
OLEFIN MATERIAL 4mm PILE HEIGHT, COLOR; SD50 LIGHT GRAY	 SD50 LIGHT GREY	50 SQM

**ELECTRICAL/LIGHTING**



DESCRIPTION	IMAGE	QUANTITY
9W 4000K LED COB SWIVEL DOWNLIGHT WHITE		8 PCS
LED GLASS BALL CHANDELIER, ROUND BALL LIGHT INDOOR BLACK RETRO VINTAGE		1 SET
LED STRIPLIGHT		16 METERS

<p>DUPLEX UNIVERSAL OUTLET WITH GROUND</p>		<p>3 PCS</p>
<p>TWO-GANG LIGHT SWITCH</p>		<p>2 PC</p>
<p>HDMI OUTLET</p>		<p>1 PC</p>
<p>LED FIRE EXIT SIGN ACRYLIC REVERSING LIGHT, WITH DIRECTION ARROW</p>		<p>1 SET</p>

**\*\* NOTE OUTLETS COLOR MUST MATCH. RECOMMENDATION MUST BE APPROVED BY CLIENT AND ARCHITECT.**





**FURNITURE**

DESCRIPTION	IMAGE	QUANTITY
<p><b>2-SEATER SOFA</b>  <b>MATERIAL:</b> Kiln dried wood, High Resilience foam, Fabric  <b>COLORS:</b> Light Grey, Light Brown, Dark Grey  <b>SIZE:</b> 136 X 92 X 87 CM</p>		1 SET
<p><b>OVALO CENTER TABLE</b>  <b>MATERIALS:</b> PVC, MDF &amp; Metal legs  <b>COLOR:</b> Walnut  <b>SIZE:</b> 120 x 60 x 42 cm</p>		1 SET

**OFFICE/ CENTRAL CONTROL ROOM ARCHITECTURE**


**CEILING**

DESCRIPTION	IMAGE	QUANTITY
<p><b>9mm PAINTED GYPSUM BOARD SUSPENDE</b>  <b>ON 1"X2" METAL FURRING</b></p>		<p>40 sqm</p> <p>Panel= 2.88 sqm</p>

<p>50x100mm U-SHAPE BAFFLE WOOD GRAIN PAINT</p>		<p>21 PCS</p> <p>* AT SUPPLIER SPECS MEASURED AT 4.5 LENGTH</p>
---	--	---

**\*\*REFER TO ARCHITECTURE NOTES FOR REFERENCE TO FINISHES. FINISHES SUBJECT FOR CLIENTS AND ARCHITECTS APPROVAL**

**WALL**

DESCRIPTION	IMAGE	QUANTITY
<p>9mm PAINTED FIBER CEMENT BOARD ON METAL STUD</p>		<p>71 SQM</p> <p>Panel= 2.88 sqm</p>
<p>P.Tech Wpc Outdoor Wall Cladding</p> <p>Series : 1st Generation Cladding Model : Wep18520 Item Number : 127000000075 Size : 185x20x2900mm Finish : Textured Material : Wpc</p>		
<p>1200mm X 2400mm WALL MOUNTED GLASS WRITING BOARD</p> <p>(REUSE EXISTING WHITE BOARD)</p>		<p>1 SET</p>



<p>1200mm X 1800mm WALL MOUNTED GLASS WRITING BOARD</p> <p>(REUSE EXISTING WHITE BOARD)</p>		<p>2 SET</p>
---	--	--------------

**\*\* OSB CUT PATTERNS TO LOOK LIKE A TREE. VERIFY WITH ARCHITECT FOR CUT PATTERNS**

**FLOORING**




DESCRIPTION	IMAGE	QUANTITY
<p>OLEFIN MATERIAL 4mm PILE HEIGHT, COLOR; SD50 LIGHT GRAY</p>		<p>65 SQM</p>
<p>Vinyl Tile Crescendo Gold Tile Special Edition Wood Sew Hinton Oak 2mm x 940mm x 186mm 1013</p>		

**ELECTRICAL/LIGHTING**

DESCRIPTION	IMAGE	QUANTITY
9W 4000K LED COB SWIVEL DOWNLIGHT WHITE		17 PCS
Spotlight Series Trackbar 2 Meter		4 SETS
Spotlight Series Surface Type Spotlight 1xgu10		20 PCS
Led Smd Gu10 7w Warm White		20 PCS


<p>DUPLEX UNIVERSAL OUTLET WITH GROUND</p>		<p>23 PCS</p>
<p>TWO-GANG LIGHT SWITCH</p>		<p>2 PC</p>
<p>TELEPHONE OUTLET DUPLEX</p>		<p>6 PC</p>
<p>HDMI OUTLET</p>		<p>1 PC</p>
<p>LED FIRE EXIT SIGN ACRYLIC REVERSING LIGHT, WITH DIRECTION ARROW</p>		<p>1 SET</p>

**FURNITURE**

DESCRIPTION	IMAGE	QUANTITY
<p>Single Side 1-Person Workstation with Melamine Tabletop, Straight Steel Legs and Fixed 3-Drawer Lockable</p>		<p>10 SETS</p>
<p>Spectrum office chair</p>		<p>15 SETS</p>
<p>Bar Stool Anthracite Dimensions - L:54.5 W:48.5 H:104cm Sleek, modern, contemporary Fabric upholstery Chrome plated metal base</p>		<p>1 SET</p>



MEETING ROOM  
ARCHITECTURE

CEILING

DESCRIPTION	IMAGE	QUANTITY
9mm PAINTED GYPSUM BOARD SUSPENDED ON 1"X2" METAL FURRING		20 sqm  Panel= 2.88 sqm

\*\*REFER TO ARCHITECTURE NOTES FOR REFERENCE TO FINISHES. FINISHES  
SUBJECT FOR CLIENTS AND ARCHITECTS APPROVAL


WALL

DESCRIPTION	IMAGE	QUANTITY
9mm PAINTED FIBER CEMENT BOARD MOUNTED ON METAL STUD		71 SQM  Panel= 2.88 sqm
STRIPED LAMINATE ON ½"THK MARINE PLYWOOD, BAMBOO 9016NT		



<p>1200mm X 2400mm WALL MOUNTED WHITE BOARD</p> <p>(REUSE EXISTING WHITE BOARD ON SITE)</p>		<p>1 SET</p>
---	--	--------------

**\*\* OSB CUT PATTERNS TO LOOK LIKE A TREE. VERIFY WITH ARCHITECT FOR CUT PATTERNS**

**FLOORING**




DESCRIPTION	IMAGE	QUANTITY
<p>OLEFIN MATERIAL 4mm PILE HEIGHT, COLOR; SD50 LIGHT GRAY</p>		<p>65 SQM</p>

**ELECTRICAL/LIGHTING**


DESCRIPTION	IMAGE	QUANTITY
<p>9W 4000K LED COB SWIVEL DOWNLIGHT WHITE</p>		<p>4 PCS</p>
<p>Spotlight Series Trackbar 2 Meter</p>		<p>3 SETS</p>



<p>Spotlight Series Surface Type Spotlight 1xgu10</p>		<p>6 PCS</p>
<p>Led Smd Gu10 7w Warm White</p>		<p>6 PCS</p>
<p>DUPLEX UNIVERSAL OUTLET WITH GROUND</p>		<p>23 PCS</p>
<p>TITANIUM DESIGNER SERIES 2- WAY SWITCH</p>		<p>2 PC</p>

TELEPHONE OUTLET DUPLEX		6 PC
HDMI OUTLET		1 PC
LED FIRE EXIT SIGN ACRYLIC REVERSING LIGHT, WITH DIRECTION ARROW		1 SET

**FURNITURE**


DESCRIPTION	IMAGE	QUANTITY
Single Side 1-Person Workstation with Melamine Tabletop, Straight Steel Legs and Fixed 3-Drawer Lockable		10 SETS


Spectrum office chair		15 SETS
<p>Bar Stool Anthracite</p> <p>Dimensions - L:54.5 W:48.5 H:104cm</p> <p>Sleek, modern, contemporary</p> <p>Fabric upholstery</p> <p>Chrome plated metal base</p>		1 SET

## STORAGE

## ARCHITECTURE


### CEILING

DESCRIPTION	IMAGE	QUANTITY
<p>Mineral Fibre Acoustical Suspended Ceiling System with 16mm thick tegular edge tiles of size 595x595mm as approved by Engineer-in-charge</p>		18 sqm

<p>"T" runner with suitably spaced joints to get required length and of size 24x38mm made from 0.30mm thick (minimum) sheet, spaced at 600mm center to center</p>		<p>60 linear meters</p>
---	--	-------------------------

**\*\*REFER TO ARCHITECTURE NOTES FOR REFERENCE TO FINISHES.**

**WALL**



DESCRIPTION	IMAGE	QUANTITY
<p>9mm PAINTED FIBER CEMENT BOARD MOUNTED ON METAL STUD</p>		<p>36 SQM</p>

**FLOORING**

DESCRIPTION	IMAGE	QUANTITY
-------------	-------	----------

<p>Vinyl Tile Crescendo Gold Tile Special Edition Wood Sew Hinton Oak 2mm x 940mm x 186mm 1013</p>		<p>18 sqm</p>
--	---	---------------


**ELECTRICAL/LIGHTING**

DESCRIPTION	IMAGE	QUANTITY
<p>Basic Series Downlight 4in without cover 1xe27</p>		<p>7 PCS</p>
<p>DUPLEX UNIVERSAL OUTLET WITH GROUND</p>		<p>6 PCS</p>

TITANIUM DESIGNER SERIES 3-WAY SWITCH		1 PC
---------------------------------------	--	------

**\*\* NOTE OUTLETS COLOR MUST MATCH. RECOMMENDATION MUST BE APPROVED BY CLIENT AND ARCHITECT.**



**FURNITURE**

DESCRIPTION	IMAGE	QUANTITY
HEAVY DUTY STORAGE RACK (LXWXH) 2000x600x2000		2 PCS

**MAKE-UP ROOM  
ARCHITECTURE**



**CEILING**

DESCRIPTION	IMAGE	QUANTITY
-------------	-------	----------

<p>Mineral Fibre Acoustical Suspended Ceiling System with 16mm thick tegular edge tiles of size 595x595mm as approved by Engineer-in-charge</p>		<p>12 sqm</p>
<p>"T" runner with suitably spaced joints to get required length and of size 24x38mm made from 0.30mm thick (minimum) sheet, spaced at 600mm center to center</p>		<p>40 linear meter</p>

**\*\*REFER TO ARCHITECTURE NOTES FOR REFERENCE TO FINISHES.**

**WALL**



DESCRIPTION	IMAGE	QUANTITY
<p>9mm PAINTED FIBER CEMENT BOARD MOUNTED ON METAL STUD</p>		<p>37 SQM</p>
<p>6mm Silvered Mirror: Float Glass, 1.0x1.2 MIRROR PANEL</p> <p>*Fix using a proprietary mirror adhesive, accurately and securely to provide a flat surface</p>		<p>4 PCS</p>

**FLOORING**

DESCRIPTION	IMAGE	QUANTITY
-------------	-------	----------

<p>Vinyl Tile Crescendo Gold Tile Special Edition Wood Sew Hinton Oak 2mm x 940mm x 186mm 1013</p>		<p>12 sqm</p>
--	---	---------------

**ELECTRICAL/LIGHTING**


DESCRIPTION	IMAGE	QUANTITY
<p>Basic Series Downlight 4in without cover 1xe27</p>		<p>4 PCS</p>
<p>Ballet Led Bulb E27 7w Warm White</p>		<p>37 PCS</p>



<p>DUPLEX UNIVERSAL OUTLET WITH GROUND</p>		<p>8 PCS</p>
<p>TITANIUM DESIGNER SERIES 2-WAY SWITCH</p>		<p>2 PC</p>



**\*\* NOTE OUTLETS COLOR MUST MATCH. RECOMMENDATION MUST BE APPROVED BY CLIENT AND ARCHITECT.**

**FURNITURE**

DESCRIPTION	IMAGE	QUANTITY
<p>Solid Wood Director Chair Tall Foldable Canvas</p>		<p>4 PCS</p>


VIP/MAKE-UP ROOM/GREEN ROOM  
ARCHITECTURE


CEILING

DESCRIPTION	IMAGE	QUANTITY
Mineral Fibre Acoustical Suspended Ceiling System with 16mm thick tegular edge tiles of size 595x595mm as approved by Engineer-in-charge		12 sqm
"T" runner with suitably spaced joints to get required length and of size 24x38mm made from 0.30mm thick (minimum) sheet, spaced at 600mm center to center		40 linear meter

\*\*REFER TO ARCHITECTURE NOTES FOR REFERENCE TO FINISHES.

WALL


DESCRIPTION	IMAGE	QUANTITY
9mm PAINTED FIBER CEMENT BOARD MOUNTED ON METAL STUD		37 SQM

<p>6mm Silvered Mirror: Float Glass, 1.0x1.2 MIRROR PANEL</p> <p>*Fix using a proprietary mirror adhesive, accurately and securely to provide a flat surface</p>		<p>4 PCS</p>
--	--	--------------

#### FLOORING

DESCRIPTION	IMAGE	QUANTITY
<p>Vinyl Tile Crescendo Gold Tile Special Edition Wood Sew Hinton Oak 2mm x 940mm x 186mm 1013</p>		<p>12 sqm</p>



#### ELECTRICAL/LIGHTING

DESCRIPTION	IMAGE	QUANTITY
<p>Basic Series Downlight 4in without cover 1xe27</p>		<p>4 PCS</p>

<p>Ballet Led Bulb E27 7w Warm White</p>		<p>15 PCS</p>
<p>DUPLEX UNIVERSAL OUTLET WITH GROUND</p>		<p>8 PCS</p>
<p>TITANIUM DESIGNER SERIES 2-WAY SWITCH</p>		<p>2 PC</p>

**\*\* NOTE OUTLETS COLOR MUST MATCH. RECOMMENDATION MUST BE APPROVED BY CLIENT AND ARCHITECT.**





**FURNITURE**

DESCRIPTION	IMAGE	QUANTITY
<p><b>Solid Wood Director Chair Tall Foldable Canvas</b></p>		<p><b>2 PCS</b></p>
<p><b>2-SEATER SOFA</b></p> <p><b>MATERIAL:</b> Kiln dried wood, High Resilience foam, Fabric</p> <p><b>COLORS:</b> Light Grey, Light Brown, Dark Grey</p> <p><b>SIZE:</b> 136 X 92 X 87 CM</p>		<p><b>1 SET</b></p>

**CYCLORAMA  
ARCHITECTURE**





**CEILING**

DESCRIPTION	IMAGE	QUANTITY
PAINTED SLAB		60 SQM
SUSPENDED BATTEN 1- ½”SCHEDULE 40 PIPE		12 PCS 6M PER PIECE
Lilliput HT5.5" ultrahigh 2000 CD/M2 brightness touch screen camera monitor		
Camera TV Ultra-thin & flexible HDMI to HDMI cable AA2FT		
ATEM173S 17.3 inch Multi-Camera Broadcast		

<p>Monitor 3G-SDI HDMI full HD 1920 X 1080 rugged</p>		
<p>Usan 10M HDMI 4K 2.0V Premium highspeed HDTV cable 60HZ</p>		
<p>2-person wireless microphone system (2.4Ghz)</p>		
<p>Zoom H65 handy recorder</p>		


<p>Audio technica ATH-M50X monitor headphones</p>		
<p>FORZA300BII LED BI- color monolight kit</p>		
<p>FL-20G FRESNEL Lens w/ barndoor</p>		
<p>FORZA500BII LED Bi-color monolight kit</p>		
<p>PARABOLIC SOFTBOX 90CM</p>		





<p>C-STAND SLIDING LEG 40" CS 3.3M/10.8'</p>		
<p>MINI BOOM, chrome steel silver w/ built in grip head in stock</p>		
<p>150 150W RGBWW hybrid led panel kit</p>		
<p>SB-MP150 soft box for mixpanel 150</p>		

**\*\*REFER TO ARCHITECTURE NOTES FOR REFERENCE TO FINISHES.**

**WALL**

DESCRIPTION	IMAGE	QUANTITY
<p>9mm PAINTED FIBER CEMENT BOARD MOUNTED ON METAL STUD</p> <p>PAINTED</p> <p>FINISH: MATTE FINISH</p>		<p>50 SQM</p>

COLOR: BLACK		
<p>¼"THK ORDINARY PLYWOOD CYCLORAMA WALL, CORNER RADIUS 600mm</p> <p>PAINTED</p> <p>FINISH: MATTE FINISH</p> <p>COLOR: #04f404(PANTONE) 4, 244, 4 (RGB) GREEN</p>		50 SQM

#### FLOORING


DESCRIPTION	IMAGE	QUANTITY
<p>PAINTED CONCRETE</p> <p>FINISH: MATTE FINISH</p> <p>COLOR: #04f404(PANTONE) 4, 244, 4 (RGB) GREEN</p>		44 SQM
<p>PAINTED CONCRETE</p> <p>FINISH: SEMI GLOSS PAINTED FINISH</p> <p>COLOR: GRAY</p>		16 SQM

#### ELECTRICAL/LIGHTING

DESCRIPTION	IMAGE	QUANTITY
7W WARM WHITE, 3000K LED LIGHT DOWNLIGHT WM L-RF-0210		6 PCS
OMNI DUPLEX UNIVERSAL OUTLET WITH GROUND		12 PCS
OMNI TELEPHONE OUTLET DUPLEX		2 PC

**\*\* NOTE OUTLETS COLOR MUST MATCH. RECOMMENDATION MUST BE APPROVED BY CLIENT AND ARCHITECT.**




**SPECIALTY EQUIPMENT**

DESCRIPTION	IMAGE	QUANTITY
ON ARI LIGHT INDICATOR		2 PCS





CLAPPER BOARD		1 PC
---------------	--	------

**\*\* NOTE OUTLETS COLOR MUST MATCH. RECOMMENDATION MUST BE APPROVED BY CLIENT AND ARCHITECT.**

**SPECIALTY EQUIPMENT**

DESCRIPTION	IMAGE	QUANTITY
2 TB T7 SHIELD PORTABLE SSD		2 UNITS
LILLIPUT HT 5.5" ULTRAHIGH 2000 CD/M2 BRIGHTNESS TOUCHSCREEN ONCAMERA MONITOR		2 UNITS
CAME TV ULTRA-THIN AND FLEXIBLE HDMI TO HDMI CABLE AA2FT		2 UNITS



<p>20" PROFESSIONAL TELEPROMPTER WITH SINGLE LCD &amp; HEAVY DUTY PROFESSIONAL TRIPOD WITH WHEELS</p>		<p>1 UNIT</p>
<p>300BII FORZA300BII LED BI-COLOR MONOLIGHT KIT</p>		<p>2 UNITS</p>
<p>NANLITE FL-20G FRESNEL LENS W/ BARNDOR</p>		<p>2 UNITS</p>
<p>FORZA500BII FORZA500BII LED BI-COLOR MONOLIGHT KIT</p>		<p>2 UNITS</p>
<p>SB-PR-90-Q PARABOLIC SOFTBOX 90CM</p>		<p>2 UNITS</p>

C-STAND SLIDING LEG 40" CS 3.3M/10.8'		4 UNITS
MINI BOOM, CHROME STEEL SILVER W/ BUILT-IN GRIP HEAD IN STOCK		4 UNITS
MIXPANEL150 NANLITE MIXPANEL 150 150W RGBWW HYBRID LED PANEL KIT		6 UNITS
SB-MP150 NANLITE SOFTBOX FOR MIXPANEL150		6 UNITS

AUDITORIUM  
ARCHITECTURE



CEILING

DESCRIPTION	IMAGE	QUANTITY
-------------	-------	----------

PAINTED SLAB		242 sqm
SUSPENDED BATTEN 1- ½" SCHEDULE 40 PIPE		
9mm PAINTED GYPSUM BOARD SUSPENDED ON 1"X2" METAL FURRING		



**\*\*REFER TO ARCHITECTURE NOTES FOR REFERENCE TO FINISHES.**

**WALL**

DESCRIPTION	IMAGE	QUANTITY
<p>9MM PAINTED FIBER CEMENT BOARD MOUNTED ON METAL STUD</p> <p>PAINTED</p> <p>FINISH: PADDED UPHOLSTERED WALL</p>	  	





DESCRIPTION	IMAGE	QUANTITY
LED STRIPLIGHT		



#### FLOORING

DESCRIPTION	IMAGE	QUANTITY
OLEFIN MATERIAL 4mm PILE HEIGHT, COLOR; SD50 LIGHT GRAY	 SD50 LIGHT GREY	242 sqm
Vinyl Tile Crescendo Gold Tile Special Edition Wood Sew Hinton Oak 2mm x 940mm x 186mm 1013		53 sqm

#### ELECTRICAL/LIGHTING









DESCRIPTION	IMAGE	QUANTITY
HANGING CYLINDER LIGHT FIXTEURE FOR E27 BULD		32 PCS
7W WARM WHITE, 3000K LED LIGHT DOWNLIGHT WML-RF-0210		38 PCS
OMNI DUPLEX UNIVERSAL OUTLET WITH GROUND		12 PCS
OMNI TELEPHONE OUTLET DUPLEX		5 PC





ON AIR LIGHT INDICATOR		1 PCS
CLAPPER BOARD		1 PC

**\*\*NOTE OUTLETS COLOR MUST MATCH. RECOMMENATION MUST BE APPROVED BY CLIENT AND ARCHITECT.**

**SPECIALTY EQUIPMENT**

DESCRIPTION	IMAGE	QUANTITY
BUTTERFLY 4PRO (8 PER SIDE)		

ARTIST T4.4V AMPLIFIER		
DIGITAL SIGNAL PROCESSOR BRAINCORE CU		
2U PLASTIC CASE FOR AMP & DSP		
SINGLE 18" Active Subwoofer with Flight Case 1:1 K-LA218-DSP		
Audio Technica Gooseneck LED Microphone		



<p>Lumilites Quartz Light Controller</p>		
<p>Lumilites 960 LED 8 Section Strobe [Letters/Numbers] LL-9600LN</p>		
<p>Lumilites LED Auto Show Lamp WHITE with Flight Case 2:1 LLCW-3010</p>		
		

		
2.0mX 7.0m LED WALL		1 SET
2.0mX1.2m LED WALL		2 SETS


**STUDIO**



**ARCHITECTURE CEILING**

DESCRIPTION	IMAGE	QUANTITY
-------------	-------	----------


PAINTED SLAB		242 sqm
SUSPENDED BATTEN 1- ½" SCHEDULE 40 PIPE		
9mm PAINTED GYPSUM BOARD SUSPENDED ON 1"X2" METAL FURRING		

**WALL**

DESCRIPTION	IMAGE	QUANTITY
9MM PAINTED FIBER CEMENT BOARD MOUNTED ON METAL STUD  PAINTED  FINISH: PADDED UPHOLSTERED WALL		

DESCRIPTION	IMAGE	QUANTITY
		
LED STRIPLIGHT		




**FLOORING**

DESCRIPTION	IMAGE	QUANTITY
OLEFIN MATERIAL 4mm PILE HEIGHT, COLOR; SD50 LIGHT GRAY		65 SQM

**SPECIALTY EQUIPMENT**

DESCRIPTION	IMAGE	QUANTITY
300WATTS powered studio monitor		3 PCS
M50X Monitor headphones		1 SET
Large diaphragm condenser microphone		2 SETS



hercules pop filter		
Hosa pro mic cables		
Microphone stand		

**General notes**

- a. Bidders or Contractor shall follow strictly the brand specified in this schedule of materials and finishes. In case there is a conflict between schedule of materials and finishes and technical specifications, the schedule shall govern over the technical specifications in terms of brand and kind of materials. Verify further with the Architect.
- b. Bidders are limited to the choice of brand, make, source, manufacturer, installer or specialty trade contractors specified herein

- c. When an “approved equal” or “approved equivalent” is placed immediately after the specified material, the bidder is allowed to use the Executive Architect’s approved equivalent of the product if the specified product is not available in the market with supported documents that certifies the unavailability of the said product. The Owner and the Architect, however, reserve the right to accept or reject the proposed substitutes.
- d. Samples of all materials and finishes and latest catalogue of plumbing and electrical fixtures, fitting, receptacles, switches, accessories, etc., and finishing hardware specified herein shall be submitted to the Architect for verification and approval before purchase and installation.
- e. Samples of sections of mouldings, handrails, trims, jambs, sills, balusters, door and window frames, metal doors and windows and other important elements must be submitted to the Architect for approval before fabrication. Samples of typical sections must be submitted to the Architect before installation.
- f. When equipment, materials, fixtures, hardware, finishes, paint , fabricated works, etc. are specified by brand names, manufacturers and fabricators, the specifications of the manufacturer and fabricators as to size, capacity, sections, manner of preparation and installation and other conditions related to the use of the materials which will suit the purpose for which it will be used in the building, shall be followed strictly by the Contractor in consultation with the manufacturer or fabricator

The contractor shall submit in full size detail and samples of the sections of manufactured or fabricated works such as windows, glass and glazing, curtain wall, fire doors and accessories and roll-up doors, as recommended by the manufacturer or fabricator that the materials and system of fabrication and installation are within the provisions of the fire code, building ordinances and other safety regulations including the capacity to withstand wind pressure and fire and water tightness.

The guarantee shall provide that the manufacturer or fabricator and the general contractor shall be responsible should the material and installation fall short of the expected performance and both parties shall replace the damaged material at their own expense. This guarantee shall be within a period of one (1) year after acceptance of the project by the Owner or the guarantee shall be based on the Contract Document.

## 1. GENERAL REQUIREMENTS

### a. SUMMARY OF WORK

- i. All works of the project shall be properly monitored and reported to the Architect and the Owner. Work sequence shall be recorded.

The Scope of Work for buildings under this contract includes for full and final and entire completion of all works including all internal services in all respects described in General Specifications, particular specifications and as shown on drawings forming part of the contract.

Although all the details of construction have been by and large covered in these documents, any item or detail of construction not specifically covered but obviously implied and essential to consider Civil works and all internal services complete and functional, shall be deemed to have been covered in the item rate quoted. The tenderer may however, consider a minimum level of specifications conforming to IS Code or National Building Codes to cover these missing details.

b. SPECIAL PROJECT PROCEDURES

- i. Alteration Procedures shall be properly documented. The Owner and Architect shall be informed. Changes shall occur only with the consent of the Owner. Changes not recorded will not be entertained if done

c. COORDINATION

- i. Project Coordination Meetings shall be conducted on site with the respective representatives. Consult representatives at least one week before scheduled coordination. The Agenda and Minutes shall be taken up and recorded with the attached attendance sheet.
- ii. Pre-construction Conferences shall be well represented and attended

d. FIELD ENGINEERING

- i. Grades, lines and levels shall be discussed and approved. Discrepancies shall be forwarded to the Architect for proper implementation of levels.

e. REGULATORY REQUIREMENT

- i. Building Codes, Mechanical Codes, Electrical Codes and all governing Codes shall be complied with.

f. SUBMITTALS

- i. Construction schedules, Progress reports, Shop Drawings, Construction Photographs and the like shall be transmitted to the Owner and Architect. Refer to General Conditions (UAP Document 301) for proper transmittals

g. QUALITY CONTROL

- i. Results of testing laboratory services shall be transmitted to the Architect for proper evaluation and recorded.

## 2. SITE WORK

### a. DEMOLITION

- i. The Contractor must provide adequate safety precautions, signages or installations to prevent damage to persons or property or utility lines passing through the site work.

### b. SITE PREPARATION

- i. Remove and relocate structures, remove above grade and below grade improvements, remove all other debris or garbage at the site.

### c. PIPED UTILITY MATERIALS AND METHODS

- i. Manholes and cleanouts shall be as specified in the Sanitary plans.
- ii. All pipes and fittings shall be as indicated in Sanitary/Mechanical plans.

### d. POWER AND COMMUNICATION UTILITIES

- i. Refer to electrical plans for Power, Lighting and Auxiliary circuits. Always coordinate with In- House Electrician before execution of work Verify location of switches and outlets with Project Manager or owner's representative before installation.

## 3. CONCRETE

\*\* Refer to Structural Plans and General Construction Notes to confirm all values. Plaster all exposed masonry. Bevel all exposed edges and corners 20mm wide.

### a. CONCRETE FORM WORKS

- i. Use 50 x 75 mm and 50 x 100 mm form lumber respectively.
- ii. Use 12.5 mm thick form plywood for all concrete work exposed to view.

### b. GROUT

- i. Use "ABC Tile Grout" as ceramic joint filler as manufactured by Allgemeine-Bau-Chemie Phil., Inc. or colored "DAVCO Tile Grout SAC 20" as Distributed by Chem-Kalz. Submit sample color of grout with approved tile by owner and architect

## 4. MASONRY

\*\* Refer to Structural Plans and General Construction Notes to confirm all values. Plaster all exposed masonry. Bevel all exposed edges and corners 20mm wide.

### a. MASONRY ACCESSORIES

- i. Use # 16 G.I. tie wires

- ii. Use 10 mm diameter deformed steel structural grade reinforcement bar at 800mm linear interval for vertical reinforcements and at every three (3) layers of CHB for horizontal reinforcements.
- b. UNIT MASONRY
  - i. Concrete hollow blocks machine-made, 5.2 MPa (750 psi) for load bearing, 2.6 MPa (350 psi) for non-load bearing. Use 150 mm thick CHB for exterior walls and 100 mm thick CHB for interior walls unless otherwise specified in plans. Plastered and painted finish unless otherwise specified in plans.

## 5. METALS

### a. STRUCTURAL FRAMING

- i. All structural steel shapes shall be ASTM A 36 structural steel unless otherwise indicated.
- ii. Metal Space Frames for series of track lights - Submit shop drawings for approval before execution. Confirm and Verify length span of web modules before fabrication and installation
- iii. Interior Ceiling and Wall framing - Use 0.8mm thick, 32mm x 92mm G.I. metals for enclosing partition (or as specified in the drawings) for studs and track as manufactured by "JEA Steel Industries". Provide vertical studs spaced at 400mm on centre, and horizontal studs spaced at 800mm high on centre. Submit a sample section for approval and provide shop drawing before installation.

## 6. WOOD AND PLASTICS

### a. ROUGH CARPENTRY

- i. Lumber - Pressure Treated lumber for all concealed rough carpentry works.
- ii. Plywood - 6 and 12 mm thick "Picop" tanguile plywood.
- iii. Use "ABC Joint Compound" for filler by Allgemeine-Bau-Chemie Phil., Inc.

NOTE: SUBMIT SAMPLE OF MATERIAL FOR APPROVAL BY THE ARCHITECT.

## 7. PARTITIONS AND CABINET WORKS

- a. Partitions and cabinets are to be fabricated and assembled on site. The details shall be closely followed, moulding clearly cut and mitres accurately made. Free edges of shutters, shelves, partitions, sides etc. shall be provided with first class rubber wood edging, glued and nailed in approved manner.

Soundproofing - areas needed on soundproofing are to have rockwool insulation compacted between wall panels.

b. LAMINATES

- i. Thickness of the laminate to be used shall be 1.0 mm.
- ii. Joints in the laminates will not be permitted until and unless the same is unavoidable or is required as per the drawings

8. HARDWARE

Extent and intent: The intention of the contract is that the building as shown shall be completely equipped with required hardware. Any required item not noted or listed shall be finished in a grade equal to and in harmony with similar items listed.

All hardware shall be of the best quality of its type and strictly in conformity with the materials and finish described in the schedule of hardware. If called upon to do so, the contractor shall arrange to get hardware specially manufactured to the design, requirements and standards laid down by the Architect.

9. FALSE CEILING WORKS

Ceiling materials will vary depending on the area of the project. Proposed ceiling materials are Gypsum, Acoustic tile panel, and Laminated finish on plywood substrate.

a. GYPSUM FALSE CEILING

- i. A ½”thk gypsum board is to be used for the projects on areas designed with gypsum boards. Gypsum boards are supported by metal furring or other similar material.

b. ACOUSTIC PANEL

- i. Mineral Fibre Acoustical Suspended Ceiling System with 16mm thick tegular edge tiles of size 595x595mm as approved by Engineer-in-charge, in true horizontal level suspended on inter locking metal grid of hot dipped galvanized steel sections (galvanized @ 120 gsm/sqm, both side inclusive) consisting of main "T" runner with suitably spaced joints to get required length and of size 24x38mm made from 0.30mm thick (minimum) sheet, spaced at 600mm center to center and cross "T" of size 24x25mm made of 0.30mm thick (minimum) sheet, 1200mm long spaced between main "T" at 600mm center to center to form a grid of 1200x600 mm panel to form grids of 600x600mm and wall angle of size 24x24x0.3 mm and laying false ceiling tiles of approved texture in the grid including, wherever, required, cutting/making, opening for

services like diffusers, grills, light fittings, fixtures, smoke detectors etc. Main "T" runners to be suspended from ceiling using GI slotted cleats of size 27x37x25x1.6 x mm fixed to ceiling with 12.5 mm dia and 50 mm long dash fasteners, 4mm GI adjustable rods with galvanised butterfly level clips of size 85x30x0.8 mm spaced at 1200mm center to center along main T, bottom exposed width of 24 mm of all Tsections shall be pre-painted with polyester paint, all complete for all heights as per specifications and as directed by Engineer-in-charge.

c. LAMINATE CEILING ON PLYWOOD SUBSTRATE

- i. Wood tex 12 mm thick wooden laminated acoustical designer with natural fabric false ceiling tile with black acoustic non- woven tissue backing ceiling fixed on grid frame work suspended system from G.I. wire hanger etc. complete in all respects as per drawing and direction given by Engineer in charge.

d. U BAFFLE ALUMINUM PANEL CEILING

- i. This will be of approved colour consisting of panel size 100 mm deep X 50 mm width using 0.7mm thick, panel length upto 4 mtr, Coil Coated on a Continuous Paint Line, Double baked and roll formed from enamelled corrosion resistance Aluminium alloy AA 3005 (Al. Mg) for higher strength and good roll forming characteristics. Panels shall be clipped to a baked enamelled Aluminium carrier of 30 mm wide x 47 mm high x 0.5 mm thick, Black Colour coated, one leg of the carriers with cut outs to hold the panels in a module of 100 / 200 mm. Panel carrier shall be suspended by means of threaded rod at a distance of 1.8 mtr c/c. Paint Finish: Aluminium panels shall be chromatised for maximum bond between metal and paint enamelled twice under high temperature, Exposed side with a full primer and finish coat on a Continuous Paint Line. Ceiling Finish above U Baffle Ceiling: Ceiling area above U Baffle to be painted in black colour before fixing this system. Mode of Measurements: Measurements shall be wall to wall without any deductions for lights, diffuses, columns etc. complete in all respect as per drawing and direction given by Engineer in charge.

## 10. DOOR AND WINDOWS

a. HARDWARE

- i. Refer to Schedule of doors and Windows. Submit samples and/or brochures for architect's approval before fabrication and installation. Hardwares, hinges and other door hardware subject for approval of architect and owner.

b. GLAZING

- i. Use 6-8 mm thick glass as indicated in the schedule of windows. Submit shop drawings/sample for approval before fabrication and installation. Verify color scheme with architect and owner.

## 11. FINISHES

### a. METAL SUPPORT SYSTEM

- i. Ceiling Suspension System - Use 19 x 50 mm metal furring and 12mm x 38mm metal carrying channel. Submit sample for Architect's approval.
- ii. Acoustical Suspension System – CMT Oven baked, pre-painted G.I. “L” and “T” runners - use the exposed grid system. Submit sample for Architect's approval.

### b. GYPSUM AND FIBRE CEMENT BOARD

- i. Gypsum board: Complying with ASTM C 36/C 36M or ASTM C 1396/C 1396M, as applicable to the type of gypsum board indicated and whichever is more stringent. a.a. Regular Type and Moisture Resistant Type:
  1. Long Edges: Tapered.
  2. Thickness: VARIES
- ii. Cement board: Complying with ANSI A118.9; provide cement board of types indicated in maximum lengths available that will minimise end-to-end joints in each area indicated to receive board application.
- iii. Provide auxiliary materials that comply with referenced installation standards and manufacturer's written recommendations.

### c. FLOORING

- i. Floor & Wall Tile - Provide tile complying with Standard grade requirements unless otherwise indicated. Submit samples for approval of color and type before installation. Finishes as indicated in the schedule of finishes.
- ii. Tile Adhesive/Grout - use “ABC Tile Adhesive/Grout”
- iii. Carpet - Carpet roll finish as indicated on schedule of finishes.

### d. PAINTING

- i. Interior Painting – (for concrete or masonry, woodwork and as specified in plans) Use “Boysen” semi-gloss permacoat, Davies Paints, and or Welcoat Superior Paints applying all suggested preparation, application and drying techniques suggested by the manufacturer. Verify with the owner or architect for an approved color scheme.

### e. FURNISHING



i. OFFICE TABLE

1. 1”thk laminated wood on metal tubular framing with provision for power outlet and data outlet

12. ELECTRICAL

- a. As indicated size, type and make in Electrical plans. Refer to Electrical Technical Specifications. Submit sample of item or section for engineers and architects approval

i. Wire - copper, soft drawn and annealed, 98% conductivity.

ii. Outlet boxes and fittings

iii. Switches

iv. Receptacle

b. LIGHTING

i. Recessed Lighting - Use “FCD 240,” “FCD140”, “FCD 220”, and “FCD 120” all with mirrorized reflector and eggcrate diffuser by: FULBRIGHT LIGHTING, MM SUCCESS, MAXITECH or Architect’s approved equivalent. -use continuous “FCL 120”, with mirrorized reflector and prismatic diffuser for light troughs as manufactured by: THE ARCHITECT’S SPECIFIED MANUFACTURER. Submit sample for approval of the Architect before installation.

ii. Pinlights – Use PHILIPS SL Downlight series with anodized and sandblasted aluminum reflector and white die cast aluminum rim complete with corresponding 25 watt SL lamp, all by PHILIPS Lighting or approved equivalent. Submit sample for architect’s approval before installation.

iii. Incandescent Fixture - Porcelain surface mounted with 25 watt PHILIPS SL lamp.

13. SPECIALTY SYSTEM

a. LED WALL - movable LED wall, without border for indoor use supported by steel post.

i. Pixel Pitch: Preferred: P2, minimum: P3.9

ii. Dimension(WxH): Main screen 8.0m x 2.0x; secondary screens 2.50m x 2.0m

iii. Controller: Video Processor/Video Controller

b. CAMERAS

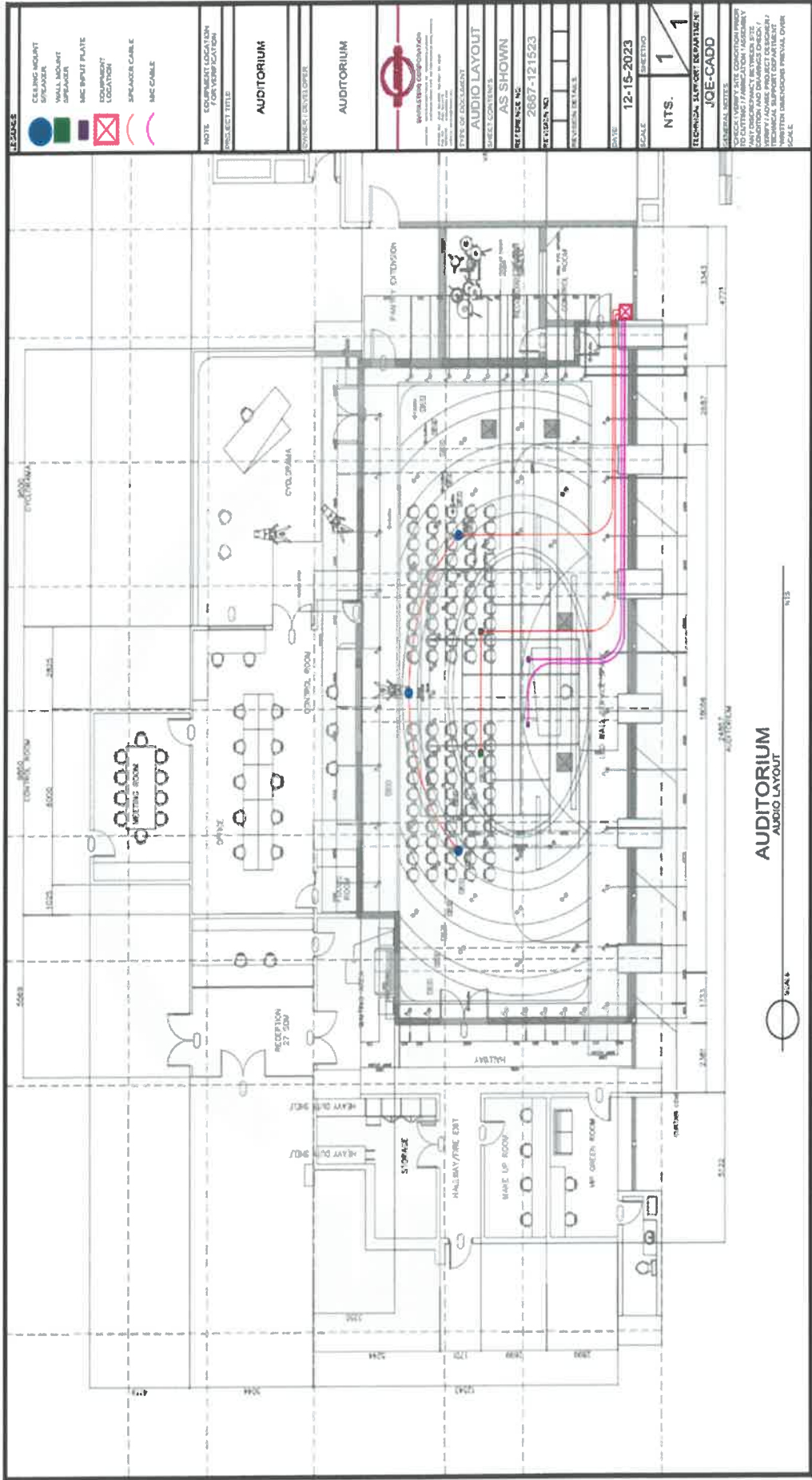
i. hi -resolution medium format mirrorless camera with additional lenses and accessories

1. Heavy duty carbon fiber tripod

2. Full camera cage

3. Lens
  - a. 50MM F/1.8 LENS
  - b. 24MM F1.4 GM LENS
  - c. 35MM F1.8 LENS
  - d. 35MM F1.4 GM LENS
  - e. 85MM F1.4 GM LENS
  - c. 17.3 INCH MULTI-CAMERA BROADCAST MONITOR 3G-SDI HDMI FULL HD 1920 X 1080 RUGGED ALUMINUM HOUSING WITH WAVEFORM
  - d. TELEPROMPTER
  - i. 20" PROFESSIONAL TELEPROMPTER WITH SINGLE LCD & HEAVY DUTY PROFESSIONAL TRIPOD WITH WHEELS
  - e. LIGHTS
    - i. COB lights
      1. NANLITE FORZA300BII FORZA300BII LED BI-COLOR MONOLIGHT KIT or similar spec light. To be approved by the owner and architect
      2. NANLITE FORZA500BII FORZA500BII LED BI-COLOR MONOLIGHT KIT or similar spec light. To be approved by the owner and architect
      3. NANLITE SB-PR-90-Q PARABOLIC SOFTBOX 90CM or similar spec light. To be approved by the owner and architect
      4. NANLITE MIXPANEL150 NANLITE MIXPANEL 150 150W RGBWW HYBRID LED PANEL KIT or similar spec light. To be approved by the owner and architect
      5. NANLITE SB-MP150 NANLITE SOFTBOX FOR MIXPANEL150 or similar spec light. To be approved by the owner and architect
      6. Lumilites 960 LED 8 Section Strobe [Letters/Numbers] LL-9600LN or similar spec light. To be approved by the owner and architect
      7. LED Auto Show Lamp WHITE with Flight Case 2:1 LLCW-3010 or similar spec light. To be approved by the owner and architect.
    - f. WIRELESS ELECTRONIC NOISE CANCELLING INTERCOM
    - i. HOLLYLAND SOLIDCOM C1 PRO

## ***Section VII. Drawings***



- LEGEND**
- CEILING MOUNT
  - WALL MOUNT
  - MIC SPLIT PLATE
  - ⊗ EQUIPMENT LOCATION
  - SPLICE/CABLE
  - ( ) MIC CABLE

**NOTE:** EQUIPMENT LOCATION FOR VERIFICATION

**PROJECT TITLE:** AUDITORIUM

**OWNER/DEVELOPER:** AUDITORIUM



**DATE:** 12-15-2023

**SCALE:** NTS.

**SHEET NO.:** 1

**TOTAL SHEETS:** 1

**PROJECT NO.:** 2667-121523

**REVISION NO.:**

**GENERAL NOTES:**

1. VERIFY DATE, LOCATION AND TYPE OF MOUNTING SURFACE.

2. VERIFY MOUNTING SURFACE SIZE AND LOCATION.

3. VERIFY MOUNTING SURFACE WEIGHT CAPACITY.

4. VERIFY MOUNTING SURFACE MATERIAL.

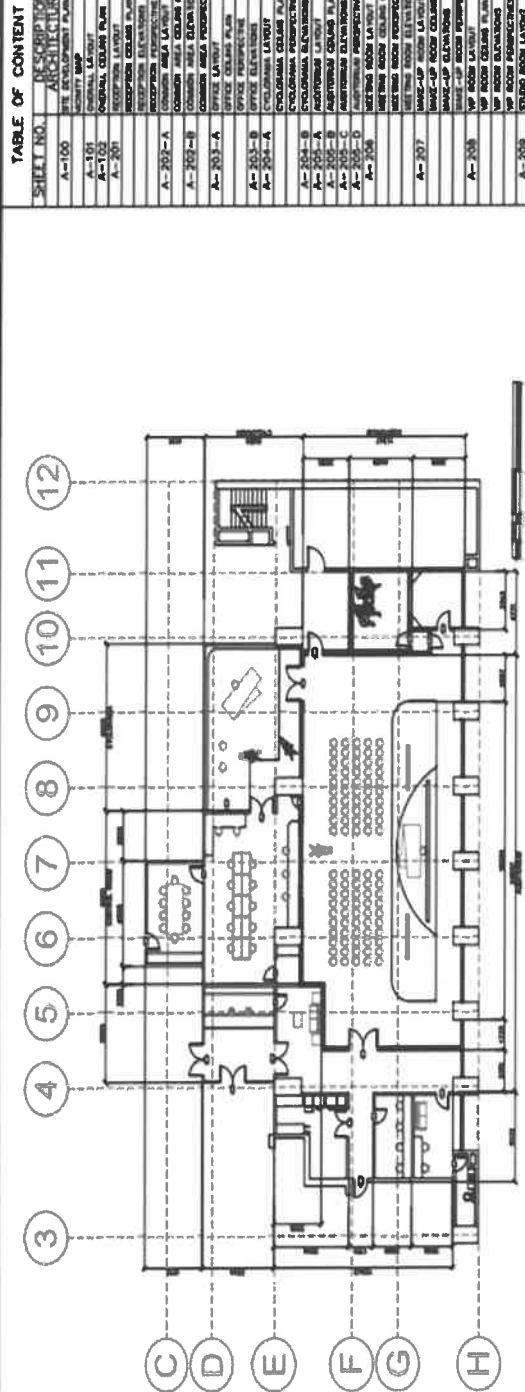
5. VERIFY MOUNTING SURFACE FINISH.

**AUDITORIUM**  
AUDIO LAYOUT

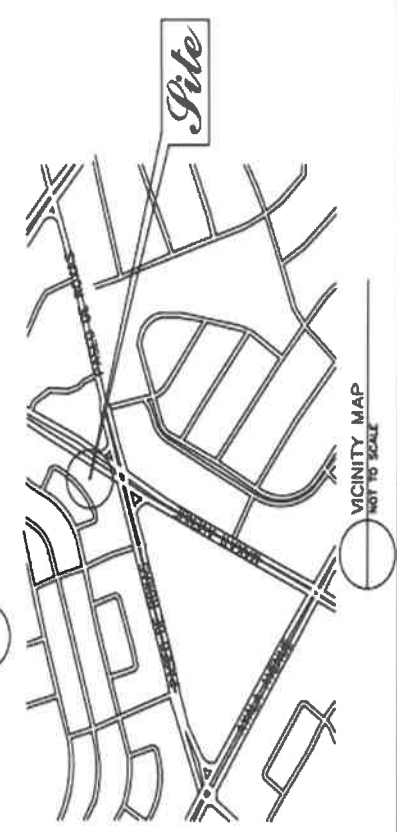


1/15

SHEET NO.	DESCRIPTION
A-100	MEANS FLOOR DESIGN
A-101	GENERAL LAYOUT
A-102	RECEPTION LAYOUT
A-201	RECEPTION RECEPTION
A-202-A	RECEPTION RECEPTION
A-202-B	RECEPTION RECEPTION
A-202-C	RECEPTION RECEPTION
A-202-D	RECEPTION RECEPTION
A-202-E	RECEPTION RECEPTION
A-202-F	RECEPTION RECEPTION
A-202-G	RECEPTION RECEPTION
A-202-H	RECEPTION RECEPTION
A-203-A	OFFICE LAYOUT
A-203-B	OFFICE LAYOUT
A-203-C	OFFICE LAYOUT
A-203-D	OFFICE LAYOUT
A-203-E	OFFICE LAYOUT
A-203-F	OFFICE LAYOUT
A-203-G	OFFICE LAYOUT
A-203-H	OFFICE LAYOUT
A-204-A	STUDIO ROOM LAYOUT
A-204-B	STUDIO ROOM LAYOUT
A-204-C	STUDIO ROOM LAYOUT
A-204-D	STUDIO ROOM LAYOUT
A-204-E	STUDIO ROOM LAYOUT
A-204-F	STUDIO ROOM LAYOUT
A-204-G	STUDIO ROOM LAYOUT
A-204-H	STUDIO ROOM LAYOUT
A-205	MEANS FLOOR DESIGN
A-206	MEANS FLOOR DESIGN
A-207	MEANS FLOOR DESIGN
A-208	MEANS FLOOR DESIGN
A-209	MEANS FLOOR DESIGN
A-210	MEANS FLOOR DESIGN
A-211	MEANS FLOOR DESIGN
E-01	ELECTRICAL
E-02	ELECTRICAL
E-03	ELECTRICAL
E-04	ELECTRICAL
M-01	MECHANICAL
M-02	MECHANICAL
M-03	MECHANICAL
M-04	MECHANICAL
F-01	FIRE PROTECTION
F-02	FIRE PROTECTION
F-03	FIRE PROTECTION
F-04	FIRE PROTECTION



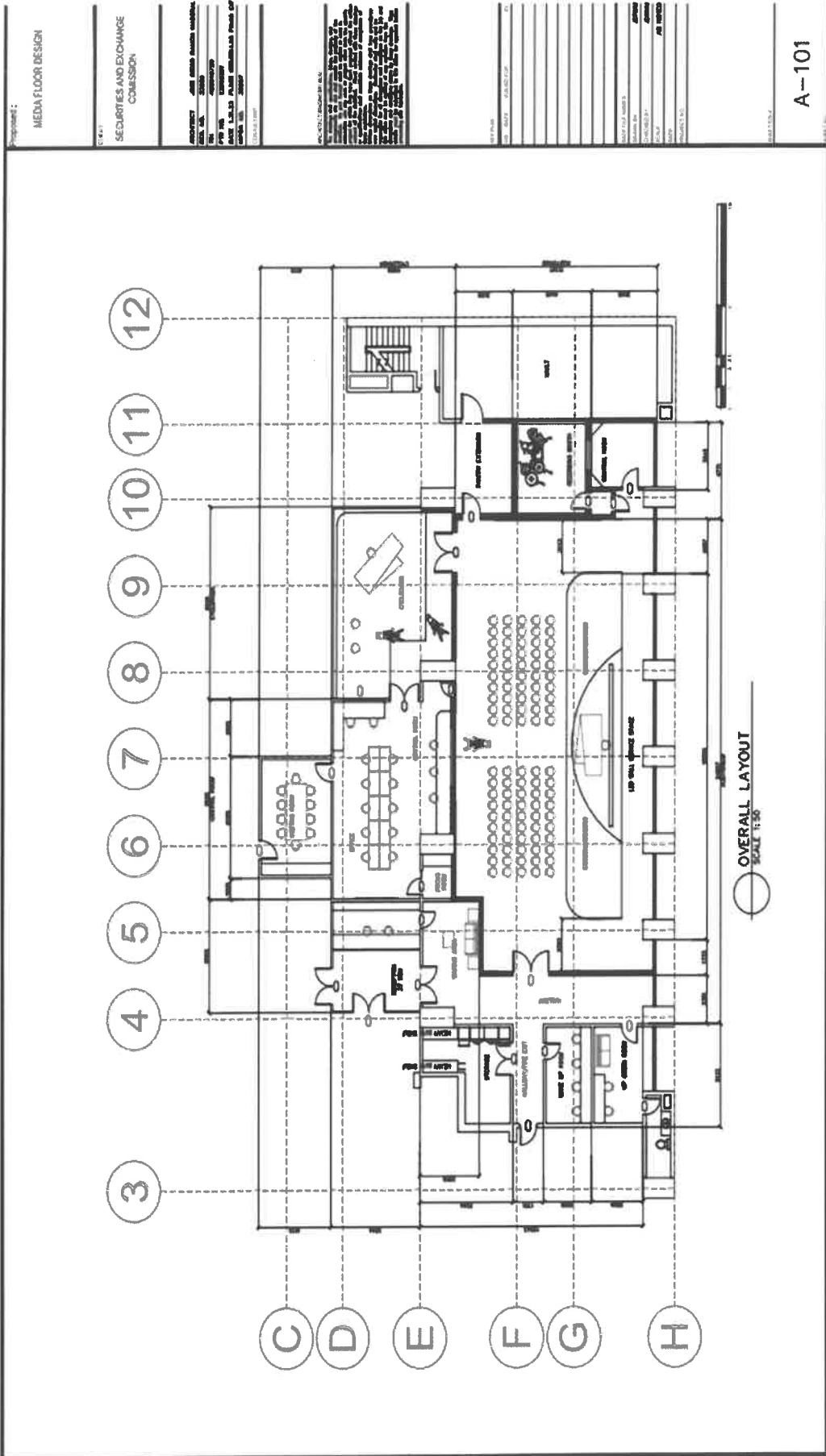
SITE DEVELOPMENT PLAN  
NOT TO SCALE



VICINITY MAP  
NOT TO SCALE

A-100





Project: MEDIA FLOOR DESIGN

SECURITIES AND EXCHANGE COMMISSION

ARCHITECT: JAMES M. HARRIS ARCHITECTS  
 1000 ...  
 1000 ...  
 1000 ...

DATE: 10/11/07

PROJECT NO. 07-001

DATE: 10/11/07

PROJECT NO. 07-001

DATE: 10/11/07

PROJECT NO. 07-001

A-101

Page No.

# MEDIA FLOOR DESIGN

CLIENT  
SECURITIES AND EXCHANGE  
COMMISSION

PROJECT NO. SEC-001  
DRAWING NO. SEC-001-001  
DATE 15/10/2010  
DRAWN BY  
CHECKED BY  
DATE

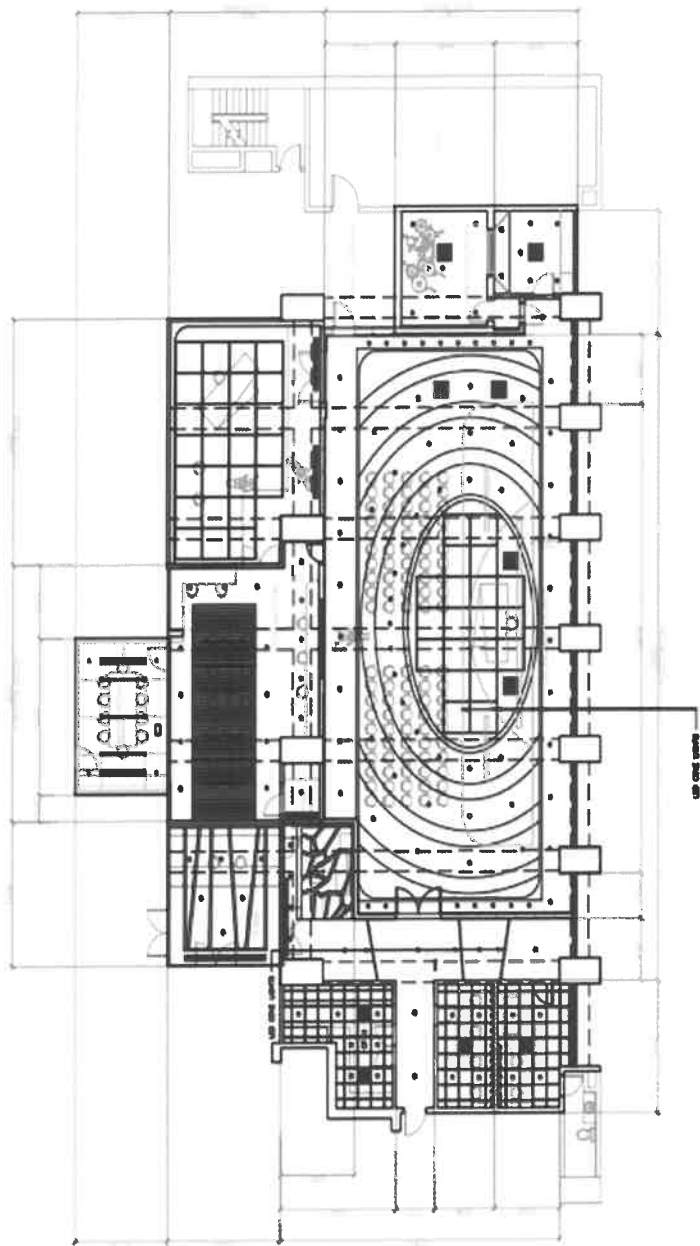
REVISIONS

NO.	DESCRIPTION	DATE

DATE 15/10/2010  
DRAWN BY  
CHECKED BY  
DATE

SCALE  
DATE

A-102



OVERALL CEILING PLAN  
SCALE 1:50

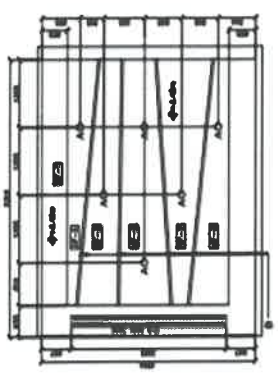


SECURITIES AND EXCHANGE COMMISSION

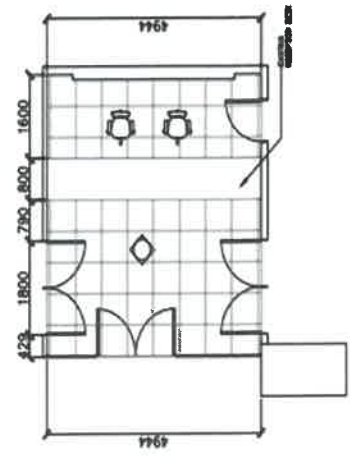
PROJECT NO. SECURITIES AND EXCHANGE COMMISSION  
 DATE: 11/11/14  
 DRAWING NO. 11-11-14-001  
 SHEET NO. A-201



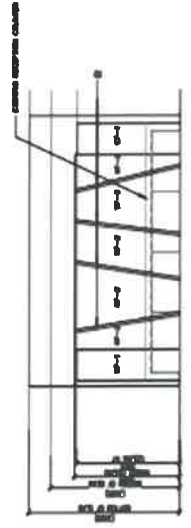
PERSPECTIVE  
 NTS



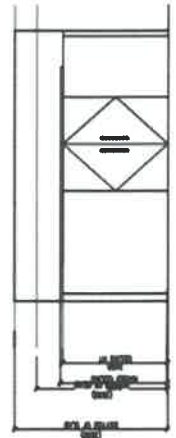
RECEPTION CEILING PLAN  
 SCALE: 1:50



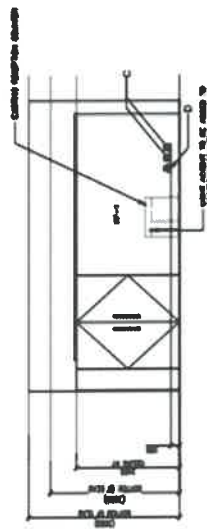
RECEPTION LAYOUT  
 SCALE: 1:50



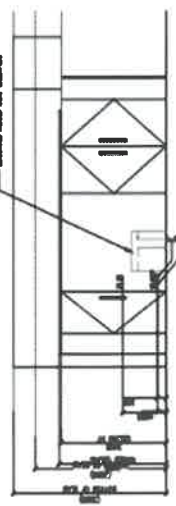
ELEVATION B  
 SCALE: 1:50



ELEVATION D  
 SCALE: 1:50



ELEVATION A  
 SCALE: 1:50



ELEVATION C  
 SCALE: 1:50

**GENERAL NOTES**

1. ALL WORK SHALL BE IN ACCORDANCE WITH THE LATEST EDITIONS OF THE INTERNATIONAL BUILDING CODE (IBC) AND ALL APPLICABLE LOCAL, STATE AND FEDERAL CODES.
2. ALL MATERIALS SHALL BE APPROVED BY THE ARCHITECT.
3. ALL WORK SHALL BE COMPLETED WITHIN THE SPECIFIED TIME FRAME.
4. ALL WORK SHALL BE COMPLETED WITHIN THE SPECIFIED BUDGET.
5. ALL WORK SHALL BE COMPLETED WITHIN THE SPECIFIED QUALITY STANDARDS.

**LIGHT AND ELECTRICAL SPECS**

1. ALL LIGHTING SHALL BE ENERGY EFFICIENT (LED).

2. ALL ELECTRICAL SHALL BE INSTALLED IN ACCORDANCE WITH THE LATEST EDITIONS OF THE NATIONAL ELECTRICAL CODE (NEC).

**WALL FINISH**

WF-1: WALL FINISH (WHITE)

WF-2: WALL FINISH (YELLOW)

**CEILING FINISH**

CF-1: CEILING FINISH (WHITE)

CF-2: CEILING FINISH (YELLOW)

**FLOOR FINISH**

FF-1: FLOOR FINISH (WOOD)

FF-2: FLOOR FINISH (CARPET)

**RECEPTION ROOM LAYOUT**

RECEPTION ROOM ELEVATION PLAN

RECEPTION ROOM ELEVATION

RECEPTION ROOM FINISH

PROPOSED

**MEDIA FLOOR DESIGN**


SECURITIES AND EXCHANGE  
COMMISSION

ARCHITECT: JAMES HENNINGSON ASSOCIATES  
NO. 405  
400 WEST WASHINGTON  
ANN ARBOR, MI 48106  
PHONE: 734.763.4300  
FAX: 734.763.4301  
WWW.JHENNINGSON.COM  
DATE: 08/18/2020  
PROJECT NO.: 200007

COMMON AREA

NO. 405 WEST WASHINGTON, ANN ARBOR, MI 48106

THIS DRAWING IS THE PROPERTY OF JAMES HENNINGSON ASSOCIATES. IT IS TO BE USED ONLY FOR THE PROJECT AND SITE SPECIFICALLY IDENTIFIED HEREON. NO PART OF THIS DRAWING IS TO BE REPRODUCED OR TRANSMITTED IN ANY FORM OR BY ANY MEANS, ELECTRONIC OR MECHANICAL, INCLUDING PHOTOCOPYING, RECORDING, OR BY ANY INFORMATION STORAGE AND RETRIEVAL SYSTEM, WITHOUT THE WRITTEN PERMISSION OF JAMES HENNINGSON ASSOCIATES. THE USER OF THIS DRAWING AGREES TO HOLD JAMES HENNINGSON ASSOCIATES HARMLESS FROM AND AGAINST ALL CLAIMS, DAMAGES, LOSSES AND EXPENSES, INCLUDING REASONABLE ATTORNEY'S FEES, THAT MAY BE ASSERTED AGAINST OR INCURRED BY JAMES HENNINGSON ASSOCIATES AS A RESULT OF SUCH REPRODUCTION OR TRANSMISSION.

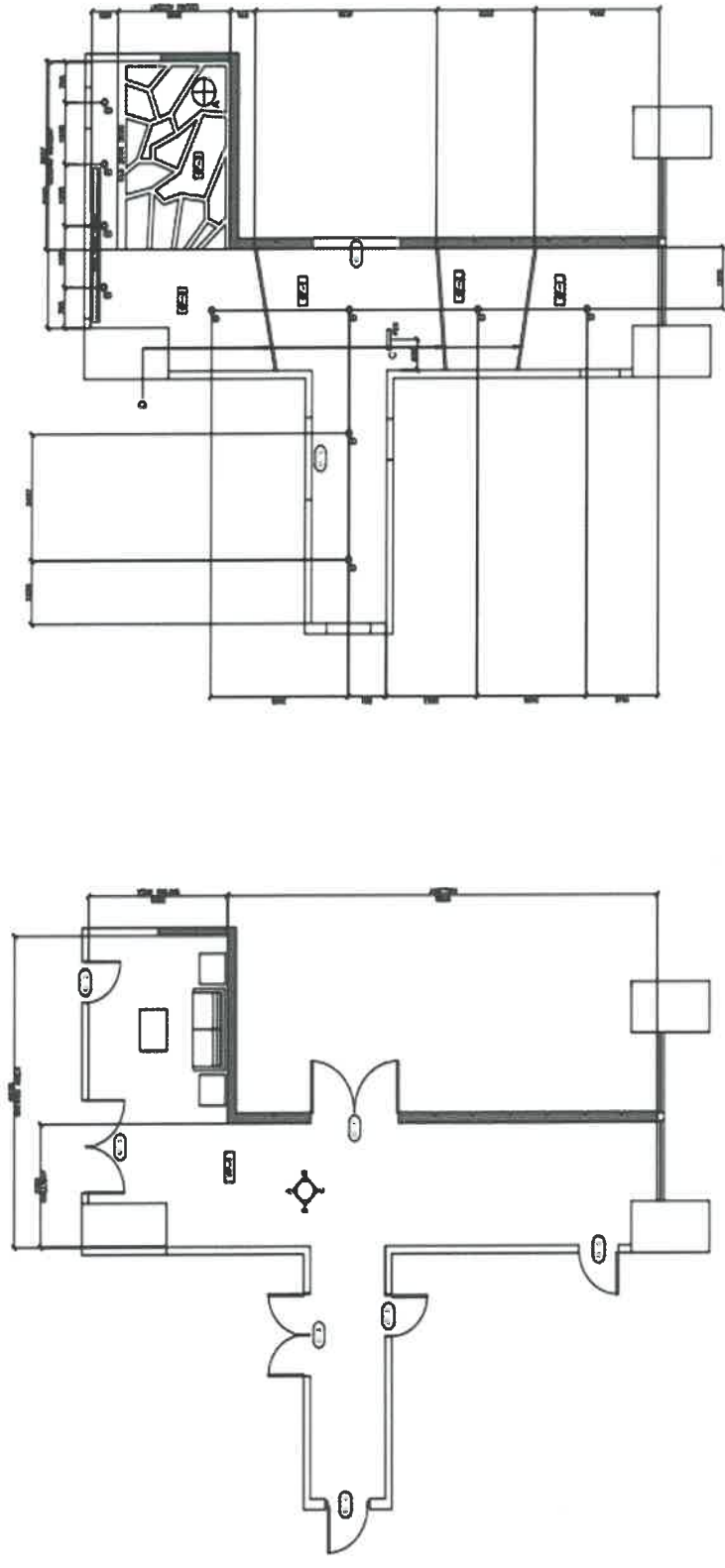


DATE: 08/18/2020  
DRAWN BY: JH/MS  
CHECKED BY: JH/MS  
SCALE: AS SHOWN  
SHEET NO.: 08

PROJECT NO.: 200007  
PROJECT NAME: SECURITIES AND EXCHANGE COMMISSION  
SHEET TITLE: COMMON AREA CEILING PLAN

COMMON AREA LAYOUT  
COMMON AREA CEILING PLAN

A-202a



**COMMON AREA CEILING PLAN**  
SCALE: 1/32"

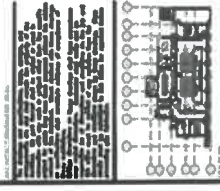
**COMMON AREA LAYOUT**  
SCALE: 1/32"

	FLOOR FINISH	CEILING FINISH	WALL FINISH
<b>LEGEND</b> A - POINT: COMMON AREA B - LINE: COMMON AREA C - AREA: COMMON AREA	FF-1 POLYURETHANE ON 1/2" CONCRETE SLAB	CF-1 AC-Acoustic Ceiling Tiles on 1 1/2" x 1 1/2" Grid	WALL FINISH AC-Acoustic Wall Panels on 1/2" x 1/2" Grid
		CF-2 POLYURETHANE ON 1/2" CONCRETE SLAB	
		CF-3 AC-Acoustic Ceiling Tiles on 1 1/2" x 1 1/2" Grid	



DATE: 08/14/2013  
 DRAWN BY: J. GIBSON  
 CHECKED BY: J. GIBSON  
 SCALE: AS SHOWN

PROJECT NO. 13-0000  
 SHEET NO. 13-0000  
 DATE: 08/14/2013  
 SCALE: AS SHOWN



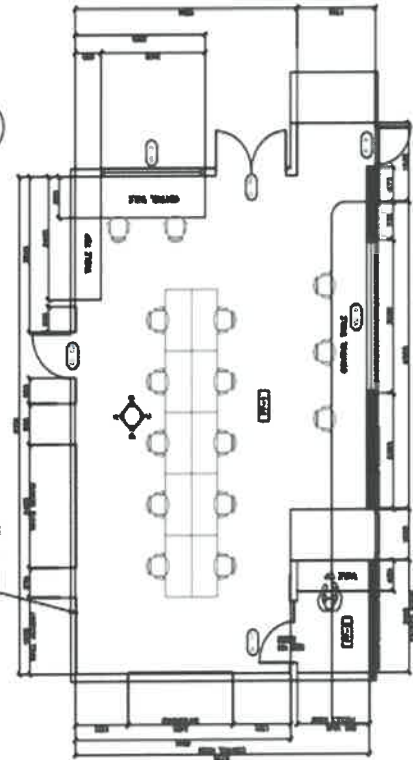
PROJECT NO. 13-0000  
 SHEET NO. 13-0000  
 DATE: 08/14/2013  
 SCALE: AS SHOWN

OFFICE & CONTROL ROOM LAYOUT  
 OFFICE & CONTROL ROOM CEILING PLAN  
 OFFICE & CONTROL ROOM PERSPECTIVE

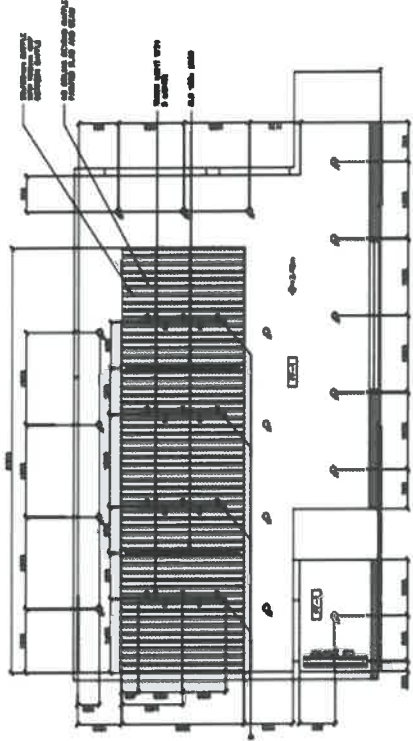
A-203a



PERSPECTIVE  
 NTS



OFFICE/CONTROL ROOM LAYOUT  
 SCALE 1/8" = 1'-0"



OFFICE/CONTROL ROOM CEILING PLAN  
 SCALE 1/8" = 1'-0"

FLOOR FINISH	FF-1	FF-2	CEILING FINISH	CF-1	CF-2	CONTROL TABLE SPECS	BALL SPECS
[Sample]	FF-1 1. 18" x 18" x 1/4" HPL 2. 18" x 18" x 1/4" HPL 3. 18" x 18" x 1/4" HPL	FF-2 1. 18" x 18" x 1/4" HPL 2. 18" x 18" x 1/4" HPL 3. 18" x 18" x 1/4" HPL	[Sample]	CF-1 1. 18" x 18" x 1/4" HPL 2. 18" x 18" x 1/4" HPL 3. 18" x 18" x 1/4" HPL	CF-2 1. 18" x 18" x 1/4" HPL 2. 18" x 18" x 1/4" HPL 3. 18" x 18" x 1/4" HPL	CONTROL TABLE SPECS 1. 18" x 18" x 1/4" HPL 2. 18" x 18" x 1/4" HPL 3. 18" x 18" x 1/4" HPL	BALL SPECS 1. 18" x 18" x 1/4" HPL 2. 18" x 18" x 1/4" HPL 3. 18" x 18" x 1/4" HPL

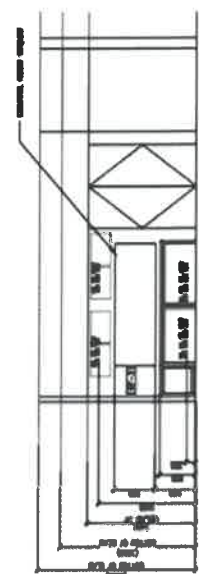
Proposed

MEDIA FLOOR DESIGN

SECURITIES AND EXCHANGE COMMISSION

ARCHITECT: JEFFREY H. HARRIS ARCHITECTS  
 1000 15th St, N.W.  
 WASHINGTON, DC 20004  
 DATE: 03.15.05  
 DRAWING NO.: 2005-01

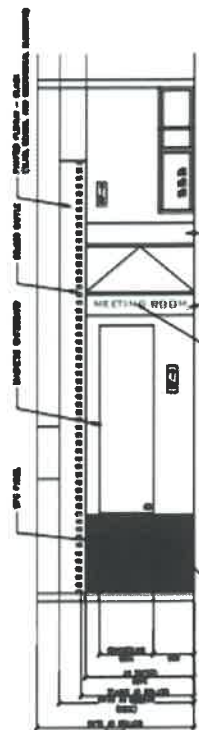
PROJECT: SECURITIES AND EXCHANGE COMMISSION  
 LOCATION: 1000 15th St, N.W., Washington, DC  
 DRAWING NO.: 2005-01  
 SHEET NO.: A-203b



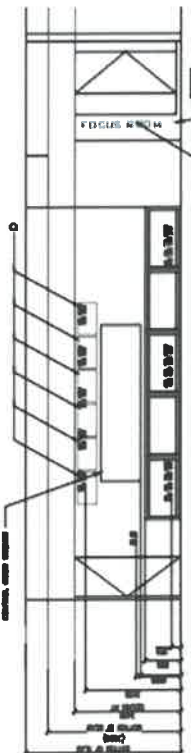
ELEVATION B  
SCALE 1:50



ELEVATION D  
SCALE 1:50



ELEVATION A  
SCALE 1:50



ELEVATION C  
SCALE 1:50

GENERAL NOTES:  
 1. REFER TO ALL OTHER DRAWINGS FOR DETAILS.  
 2. REFER TO ALL OTHER DRAWINGS FOR MATERIALS AND FINISHES.  
 3. REFER TO ALL OTHER DRAWINGS FOR DIMENSIONS AND LOCATIONS.

WALL FINISH		WALL SPECS	
WF-1	WOOD TRIM	A	CONCRETE VENEER
WF-2	WOOD TRIM	B	WOOD TRIM
WF-3	WOOD TRIM	C	WOOD TRIM
WF-4	WOOD TRIM	D	WOOD TRIM
WF-5	WOOD TRIM	E	WOOD TRIM
WF-6	WOOD TRIM	F	WOOD TRIM
WF-7	WOOD TRIM	G	WOOD TRIM
WF-8	WOOD TRIM	H	WOOD TRIM
WF-9	WOOD TRIM	I	WOOD TRIM
WF-10	WOOD TRIM	J	WOOD TRIM

OFFICE & CONTROL ROOM  
WALL ELEVATION

A-203b


Project/Room

SECURITIES AND EXCHANGE COMMISSION  
MEDIA FLOOR DESIGN

PROJECT: SECURITIES AND EXCHANGE COMMISSION  
 DATE: 01/22/2010  
 DRAWING NO.: 00000000  
 SHEET NO.: 00000000

REVISIONS

NO.	DATE	DESCRIPTION
1	01/22/2010	ISSUED FOR PERMITS



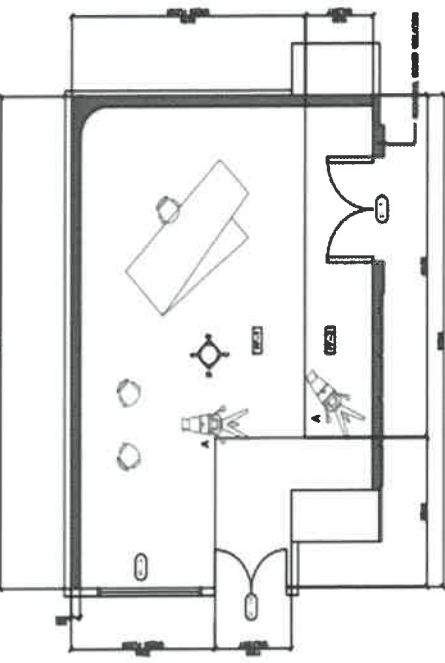
GENERAL NOTES

1. CONSULT THE ARCHITECT'S GENERAL NOTES FOR ALL DETAILS.
2. ALL MATERIALS AND FINISHES TO BE APPROVED BY THE ARCHITECT.
3. ALL DIMENSIONS TO FACE UNLESS NOTED OTHERWISE.
4. ALL WORK TO BE IN ACCORDANCE WITH THE LATEST EDITIONS OF THE BUILDING CODES AND ALL APPLICABLE SPECIFICATIONS.

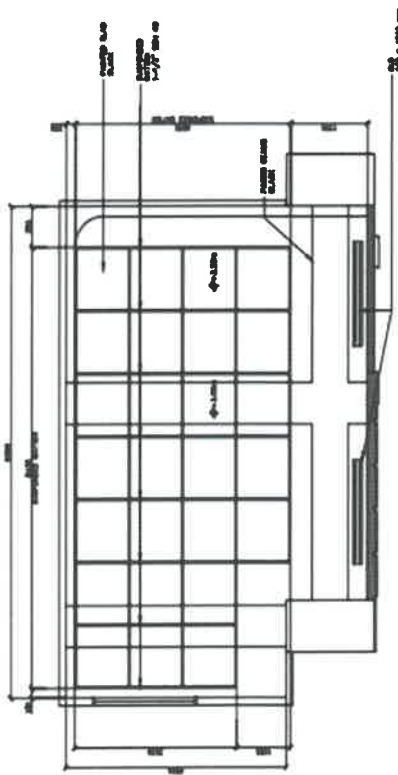
GENERAL NOTES

1. CONSULT THE ARCHITECT'S GENERAL NOTES FOR ALL DETAILS.
2. ALL MATERIALS AND FINISHES TO BE APPROVED BY THE ARCHITECT.
3. ALL DIMENSIONS TO FACE UNLESS NOTED OTHERWISE.
4. ALL WORK TO BE IN ACCORDANCE WITH THE LATEST EDITIONS OF THE BUILDING CODES AND ALL APPLICABLE SPECIFICATIONS.

DATE: 01/22/2010  
 DRAWING NO.: 00000000  
 SHEET NO.: 00000000



CYCLORAMA LAYOUT  
SCALE 1:50



CYCLORAMA CEILING PLAN  
SCALE 1:50



PERSPECTIVE  
1/15

GENERAL NOTES

1. CONSULT THE ARCHITECT'S GENERAL NOTES FOR ALL DETAILS.
2. ALL MATERIALS AND FINISHES TO BE APPROVED BY THE ARCHITECT.
3. ALL DIMENSIONS TO FACE UNLESS NOTED OTHERWISE.
4. ALL WORK TO BE IN ACCORDANCE WITH THE LATEST EDITIONS OF THE BUILDING CODES AND ALL APPLICABLE SPECIFICATIONS.

SPECIAL EQUIPMENT'S SPECS

A. SPECIAL EQUIPMENT'S SPECS TO BE SUPPLIED BY THE CLIENT.

B. ALL EQUIPMENT'S TO BE INSTALLED AND WIRING TO BE APPROVED BY THE ARCHITECT.

CEILING FINISH

CEILING FINISH TO BE APPROVED BY THE ARCHITECT.

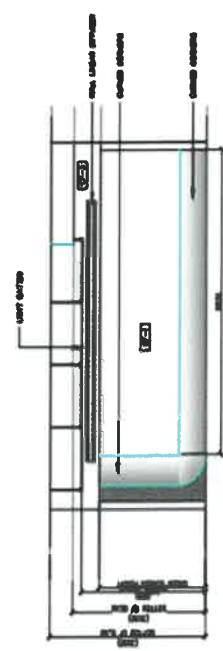

FLOOR FINISH

FLOOR FINISH TO BE APPROVED BY THE ARCHITECT.

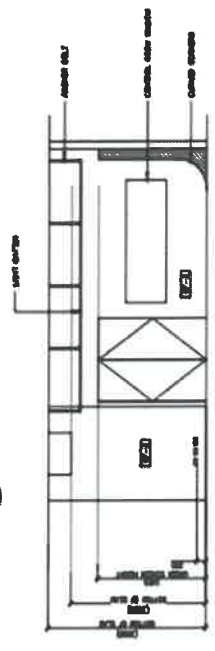
SECURITIES AND EXCHANGE COMMISSION

PROJECT: SECURITIES AND EXCHANGE COMMISSION  
 NO. 100  
 DATE: 1.24.13  
 DRAWN BY: [Name]  
 CHECKED BY: [Name]

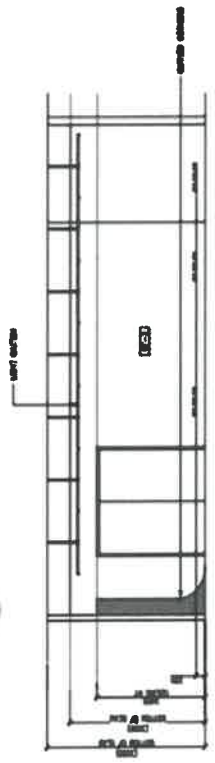
GENERAL NOTES:  
 1. ALL WORK SHALL BE IN ACCORDANCE WITH THE LATEST EDITIONS OF THE BUILDING CODES AND SPECIFICATIONS.  
 2. THE CONTRACTOR SHALL BE RESPONSIBLE FOR OBTAINING ALL NECESSARY PERMITS AND APPROVALS FROM THE LOCAL AUTHORITIES.  
 3. THE CONTRACTOR SHALL MAINTAIN ACCESS TO ALL EXISTING UTILITIES AND SERVICES AT ALL TIMES.  
 4. ALL MATERIALS AND WORKMANSHIP SHALL BE SUBJECT TO INSPECTION AND APPROVAL BY THE ARCHITECT.



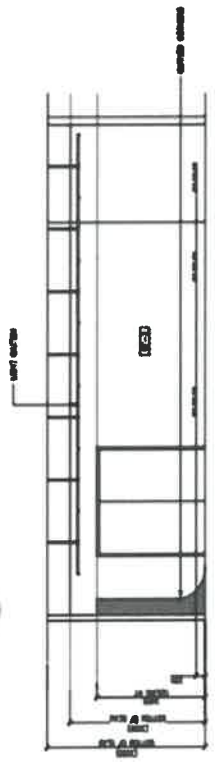
ELEVATION A  
SCALE 1/8"=1'-0"



ELEVATION B  
SCALE 1/8"=1'-0"



ELEVATION C  
SCALE 1/8"=1'-0"



ELEVATION D  
SCALE 1/8"=1'-0"

GENERAL NOTES:  
 1. ALL WORK SHALL BE IN ACCORDANCE WITH THE LATEST EDITIONS OF THE BUILDING CODES AND SPECIFICATIONS.

ELECTRICAL SPECS:  
 SEE ELECTRICAL SPECIFICATIONS FOR ALL ELECTRICAL WORK.

WALL FINISH:

WF-1	PAINT
WF-2	PAINT

CYCLORAMA ROOM WALL ELEVATION

A-204b

Proposed

MEDIA FLOOR DESIGN

SECURITIES AND EXCHANGE COMMISSION

DATE: 07/11/08

PROJECT: SECURITIES AND EXCHANGE COMMISSION

DESIGNER: [Firm Name]

SCALE: AS SHOWN

DATE: 07/11/08

PROJECT: SECURITIES AND EXCHANGE COMMISSION

DESIGNER: [Firm Name]

SCALE: AS SHOWN

DATE: 07/11/08

PROJECT: SECURITIES AND EXCHANGE COMMISSION

DESIGNER: [Firm Name]

SCALE: AS SHOWN

DATE: 07/11/08

PROJECT: SECURITIES AND EXCHANGE COMMISSION

DESIGNER: [Firm Name]

SCALE: AS SHOWN

DATE: 07/11/08

PROJECT: SECURITIES AND EXCHANGE COMMISSION

DESIGNER: [Firm Name]

SCALE: AS SHOWN

DATE: 07/11/08

PROJECT: SECURITIES AND EXCHANGE COMMISSION

DESIGNER: [Firm Name]

SCALE: AS SHOWN

DATE: 07/11/08

PROJECT: SECURITIES AND EXCHANGE COMMISSION

DESIGNER: [Firm Name]

SCALE: AS SHOWN

DATE: 07/11/08

PROJECT: SECURITIES AND EXCHANGE COMMISSION

DESIGNER: [Firm Name]

SCALE: AS SHOWN

DATE: 07/11/08

PROJECT: SECURITIES AND EXCHANGE COMMISSION

DESIGNER: [Firm Name]

SCALE: AS SHOWN

DATE: 07/11/08

PROJECT: SECURITIES AND EXCHANGE COMMISSION

DESIGNER: [Firm Name]

SCALE: AS SHOWN

DATE: 07/11/08

PROJECT: SECURITIES AND EXCHANGE COMMISSION

DESIGNER: [Firm Name]

SCALE: AS SHOWN

DATE: 07/11/08

PROJECT: SECURITIES AND EXCHANGE COMMISSION

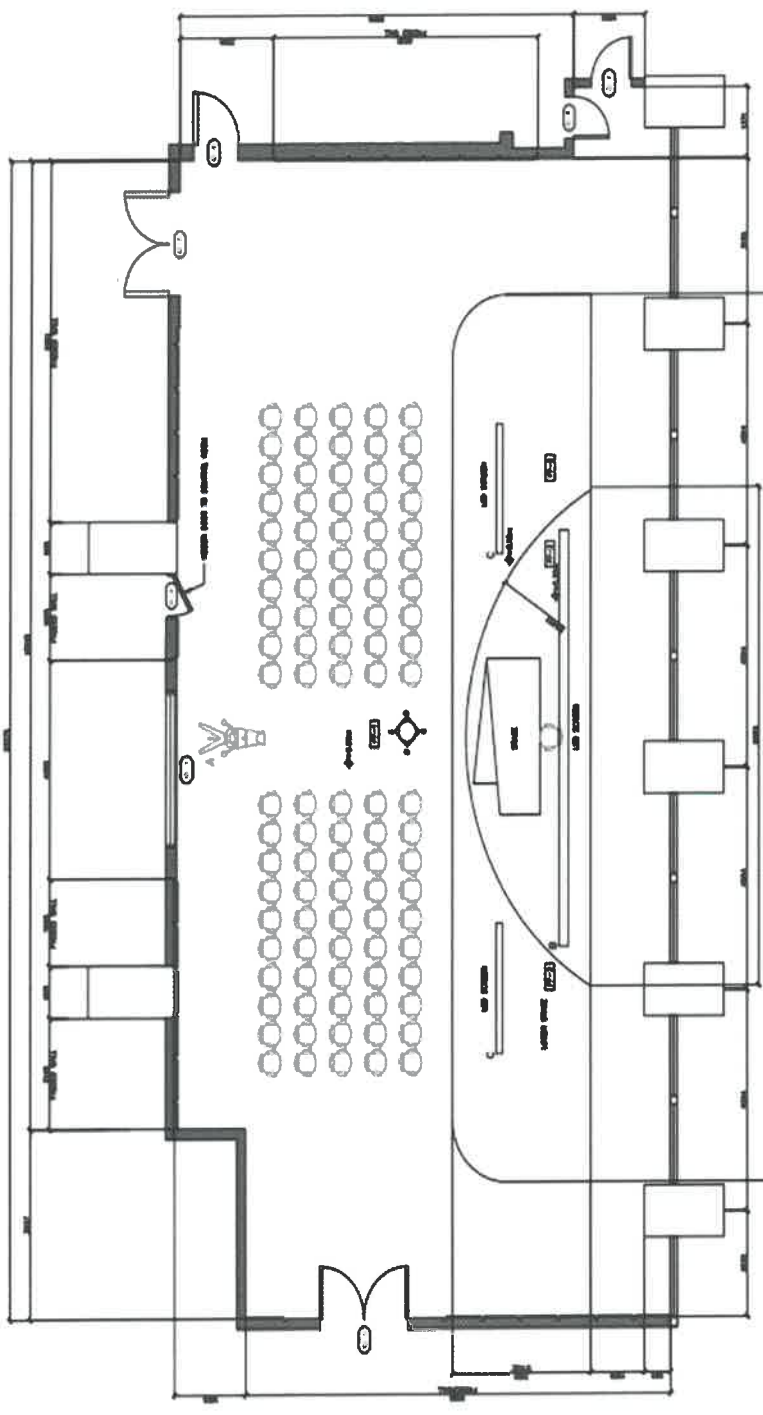
DESIGNER: [Firm Name]

SCALE: AS SHOWN




DATE: 07/11/08

PROJECT: SECURITIES AND EXCHANGE COMMISSION

DESIGNER: [Firm Name]



AUDITORIUM LAYOUT  
SCALE: 1:30

<p><b>GENERAL NOTES</b></p> <ul style="list-style-type: none"> <li>1. ALL MATERIALS TO BE USED SHALL BE APPROVED BY THE ARCHITECT.</li> <li>2. ALL MATERIALS TO BE USED SHALL BE APPROVED BY THE ARCHITECT.</li> </ul>	<p><b>FLOOR FINISH</b></p> 	<p><b>FF-1</b> POLISHED CONCRETE WITH POLISHED AGGREGATE</p>	<p><b>WALL FINISH</b></p> 	<p><b>SPECIAL EQUIPMENT'S SPECS</b></p> <ul style="list-style-type: none"> <li>A. ALL EQUIPMENT SHALL BE APPROVED BY THE ARCHITECT.</li> <li>B. ALL EQUIPMENT SHALL BE APPROVED BY THE ARCHITECT.</li> <li>C. ALL EQUIPMENT SHALL BE APPROVED BY THE ARCHITECT.</li> </ul>	<p><b>FF-2</b> POLISHED CONCRETE WITH POLISHED AGGREGATE</p>	<p><b>WALL FINISH</b></p> 
--	--	--	---	--	--	---




MEDIA FLOOR DESIGN

SECURITIES AND EXCHANGE  
COMMISSION

PROJECT: SECURITIES AND EXCHANGE COMMISSION  
 DATE: 08/14/03  
 DRAWING NO: 03-000000  
 SHEET NO: 03-000000  
 CONTRACTOR: [REDACTED]  
 CONTRACT NO: [REDACTED]

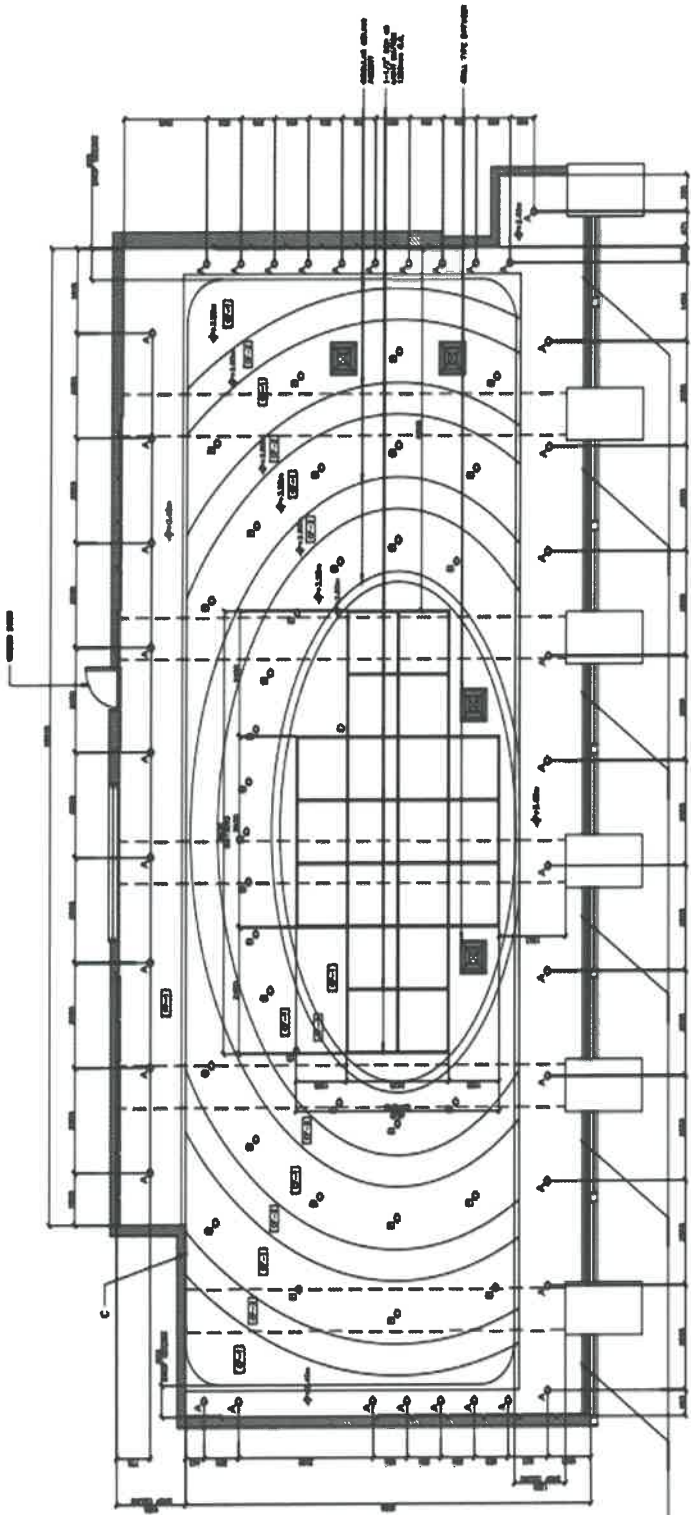
REVISIONS:  
 NO. DATE BY  
 1 08/14/03 [REDACTED]  
 2 08/14/03 [REDACTED]  
 3 08/14/03 [REDACTED]  
 4 08/14/03 [REDACTED]  
 5 08/14/03 [REDACTED]  
 6 08/14/03 [REDACTED]  
 7 08/14/03 [REDACTED]  
 8 08/14/03 [REDACTED]  
 9 08/14/03 [REDACTED]  
 10 08/14/03 [REDACTED]



DATE: 08/14/03	BY: [REDACTED]
CHECKED BY: [REDACTED]	DATE: 08/14/03
DESIGNED BY: [REDACTED]	DATE: 08/14/03
PROJECT NO: [REDACTED]	SHEET NO: [REDACTED]

AUDITORIUM CEILING PLAN

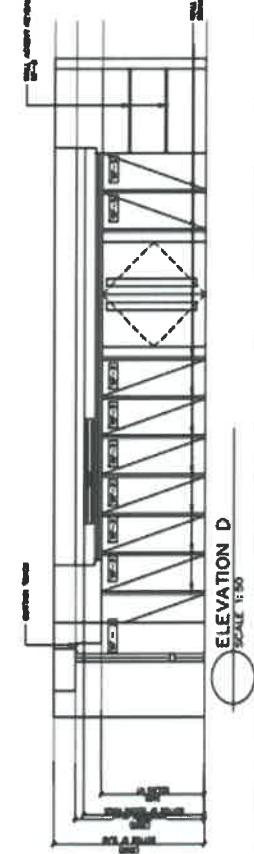
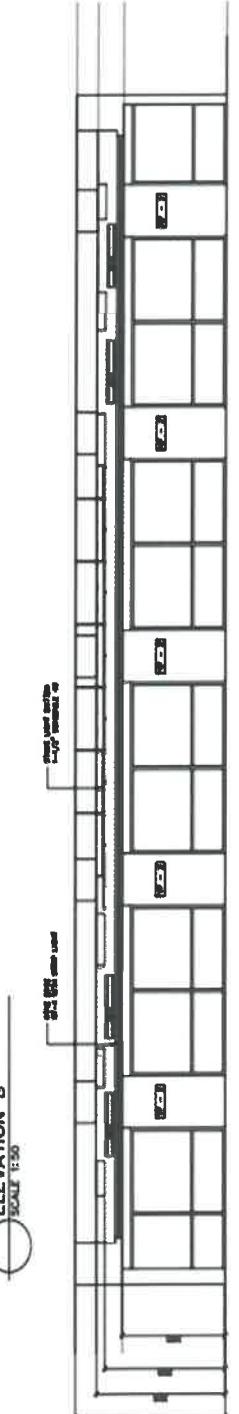
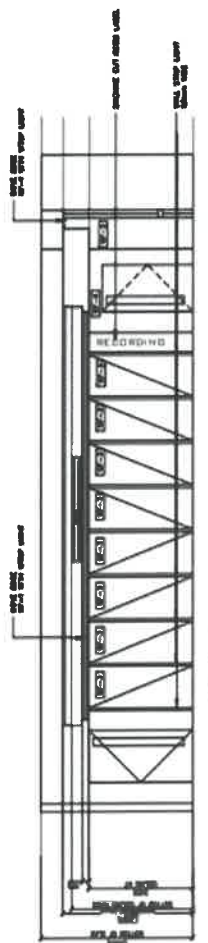
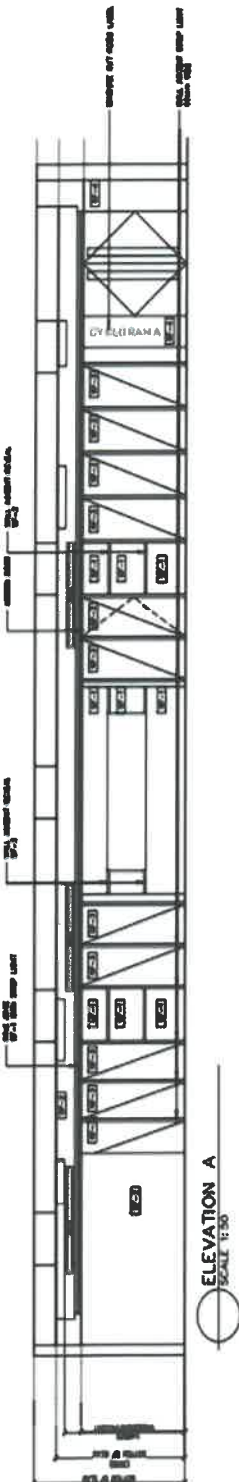
A-205b



AUDITORIUM CEILING PLAN  
SCALE 1/8"=1'-0"

<p><b>GENERAL NOTES</b></p> <p>1. ALL FIXTURES SHALL BE INSTALLED TO THE CEILING STRUCTURE UNLESS OTHERWISE NOTED.</p> <p>2. ALL FIXTURES SHALL BE INSTALLED TO THE CEILING STRUCTURE UNLESS OTHERWISE NOTED.</p> <p>3. ALL FIXTURES SHALL BE INSTALLED TO THE CEILING STRUCTURE UNLESS OTHERWISE NOTED.</p>	<p><b>CEILING FINISH</b></p> <p>CF-1: [REDACTED]</p> <p>CF-2: [REDACTED]</p>	<p>CF-3: [REDACTED]</p>	<p><b>LIGHT AND ELECTRICAL SPECS</b></p> <p>A. ALL FIXTURES SHALL BE INSTALLED TO THE CEILING STRUCTURE UNLESS OTHERWISE NOTED.</p> <p>B. ALL FIXTURES SHALL BE INSTALLED TO THE CEILING STRUCTURE UNLESS OTHERWISE NOTED.</p> <p>C. ALL FIXTURES SHALL BE INSTALLED TO THE CEILING STRUCTURE UNLESS OTHERWISE NOTED.</p> <p><b>CEILING SPECS</b></p> <p>D. ALL FIXTURES SHALL BE INSTALLED TO THE CEILING STRUCTURE UNLESS OTHERWISE NOTED.</p>
--	--	-------------------------	--

PROJECT: MEDIA FLOOR DESIGN  
 CLIENT: SECURITIES AND EXCHANGE COMMISSION  
 ARCHITECT: [Firm Name]  
 DATE: [Date]  
 DRAWING NO: A-205c  
 SHEET TITLE: AUDITORIUM ROOM BALL ELEVATION  
 SCALE: 1/8" = 1'-0"



WALL FINISH	W-1	W-3	W-4	W-5	W-6	W-7	W-8
	PAINT ON GYP BOARD PAINT ON GYP BOARD PAINT ON GYP BOARD PAINT ON GYP BOARD PAINT ON GYP BOARD PAINT ON GYP BOARD PAINT ON GYP BOARD PAINT ON GYP BOARD	PAINT ON GYP BOARD PAINT ON GYP BOARD PAINT ON GYP BOARD PAINT ON GYP BOARD PAINT ON GYP BOARD PAINT ON GYP BOARD PAINT ON GYP BOARD PAINT ON GYP BOARD	PAINT ON GYP BOARD PAINT ON GYP BOARD PAINT ON GYP BOARD PAINT ON GYP BOARD PAINT ON GYP BOARD PAINT ON GYP BOARD PAINT ON GYP BOARD PAINT ON GYP BOARD	PAINT ON GYP BOARD PAINT ON GYP BOARD PAINT ON GYP BOARD PAINT ON GYP BOARD PAINT ON GYP BOARD PAINT ON GYP BOARD PAINT ON GYP BOARD PAINT ON GYP BOARD	PAINT ON GYP BOARD PAINT ON GYP BOARD PAINT ON GYP BOARD PAINT ON GYP BOARD PAINT ON GYP BOARD PAINT ON GYP BOARD PAINT ON GYP BOARD PAINT ON GYP BOARD	PAINT ON GYP BOARD PAINT ON GYP BOARD PAINT ON GYP BOARD PAINT ON GYP BOARD PAINT ON GYP BOARD PAINT ON GYP BOARD PAINT ON GYP BOARD PAINT ON GYP BOARD	PAINT ON GYP BOARD PAINT ON GYP BOARD PAINT ON GYP BOARD PAINT ON GYP BOARD PAINT ON GYP BOARD PAINT ON GYP BOARD PAINT ON GYP BOARD PAINT ON GYP BOARD



Project Name

MEDIA FLOOR DESIGN

SECURITIES AND EXCHANGE COMMISSION

ARCHITECT: JEDD AND ASSOCIATES ARCHITECTS  
DATE: 08/2013  
PROJECT: SECURITIES AND EXCHANGE COMMISSION  
OFFICE: 1000 PENNSYLVANIA AVENUE, N.W.  
WASHINGTON, D.C. 20004

DATE: 08/2013




Table with 2 columns: NO. and DESCRIPTION. It lists various rooms and their corresponding numbers on the floor plan.

ARCHITECT: JEDD AND ASSOCIATES ARCHITECTS

Project Name

A-205d




PERSPECTIVE A  
N.T.S.



PERSPECTIVE B  
N.T.S.



PERSPECTIVE C  
N.T.S.



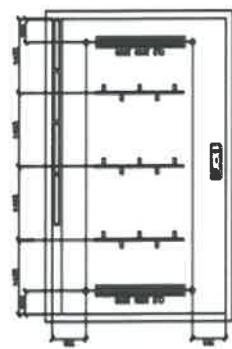
PERSPECTIVE D  
N.T.S.

CLIENT  
**SECURITIES AND EXCHANGE  
 COMMISSION**

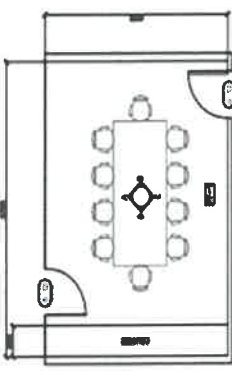
ARCHITECT **JOE BISH DESIGN ARCHITECTS**  
 100 N. W. 10th St.  
 PM 100  
 MIAMI, FL 33136  
 DATE **12.20.12** **PLATE CONSULTING MEDIA CITY**  
 SHEET NO. **0201**



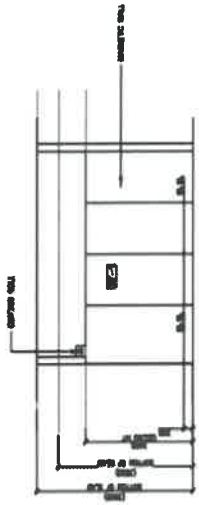
**PERSPECTIVE**  
 SCALE 1/15



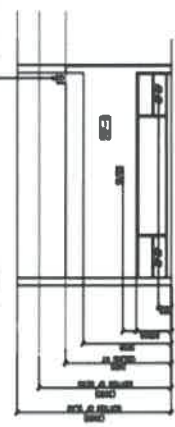
**MEETING ROOM CEILING PLAN**  
 SCALE 1/50



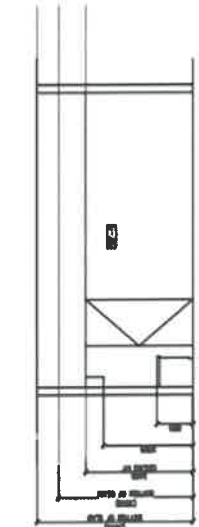
**MEETING ROOM LAYOUT**  
 SCALE 1/50



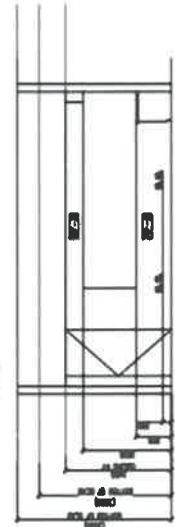
**ELEVATION B**  
 SCALE 1/50



**ELEVATION D**  
 SCALE 1/50



**ELEVATION A**  
 SCALE 1/50



**ELEVATION C**  
 SCALE 1/50

**GENERAL NOTES**  
 : SEE SHEET 0202 FOR COMMON AREAS

**WALL FINISH**  
 : SEE SHEET 0202 FOR COMMON AREAS

**CEILING FINISH**  
 : SEE SHEET 0202 FOR COMMON AREAS

**FLOOR FINISH**  
 : SEE SHEET 0202 FOR COMMON AREAS

**WALL FINISH**  
 : SEE SHEET 0202 FOR COMMON AREAS

**CEILING FINISH**  
 : SEE SHEET 0202 FOR COMMON AREAS

**FLOOR FINISH**  
 : SEE SHEET 0202 FOR COMMON AREAS

**WALL FINISH**  
 : SEE SHEET 0202 FOR COMMON AREAS

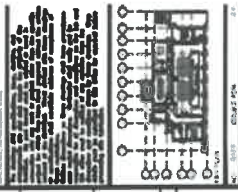
**CEILING FINISH**  
 : SEE SHEET 0202 FOR COMMON AREAS

**FLOOR FINISH**  
 : SEE SHEET 0202 FOR COMMON AREAS

**WALL FINISH**  
 : SEE SHEET 0202 FOR COMMON AREAS

**CEILING FINISH**  
 : SEE SHEET 0202 FOR COMMON AREAS

**FLOOR FINISH**  
 : SEE SHEET 0202 FOR COMMON AREAS



**Mechanical**  
 SCALE 1/50

**Electrical**  
 SCALE 1/50

**Plumbing**  
 SCALE 1/50

**Fire**  
 SCALE 1/50

**Structural**  
 SCALE 1/50

**MEETING ROOM LAYOUT**

**MEETING ROOM CEILING PLAN**

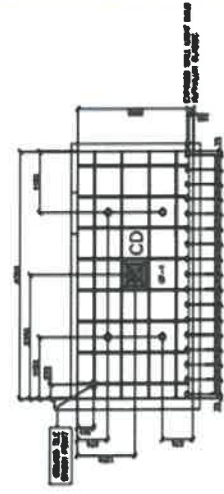
**MEETING ROOM WALL ELEVATION**

**MEETING ROOM PERSPECTIVE**

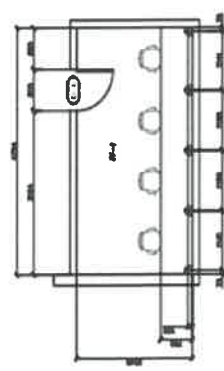
DATE	DESCRIPTION
10/15/11	ISSUED FOR PERMITS
10/15/11	ISSUED FOR PERMITS
10/15/11	ISSUED FOR PERMITS
10/15/11	ISSUED FOR PERMITS
10/15/11	ISSUED FOR PERMITS



PERSPECTIVE  
 SCALE: NTS



MAKE-UP ROOM CEILING PLAN  
 SCALE: 1/32

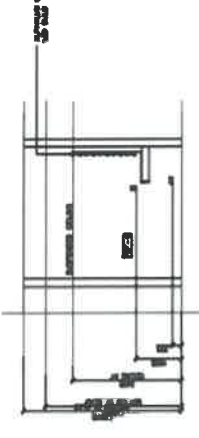


MAKE-UP ROOM LAYOUT  
 SCALE: 1/32

GENERAL NOTES:  
 1. REFER TO ALL APPLICABLE SCHEDULES AND SPECIFICATIONS.  
 2. ALL WORK SHALL BE IN ACCORDANCE WITH THE LATEST EDITIONS OF THE B.C.A. CODE BOOKS.  
 3. ALL MATERIALS SHALL BE APPROVED BY THE ARCHITECT PRIOR TO INSTALLATION.  
 4. THE CONTRACTOR SHALL BE RESPONSIBLE FOR OBTAINING ALL NECESSARY PERMITS.  
 5. THE CONTRACTOR SHALL MAINTAIN ACCESS TO ALL EXISTING UTILITIES AND SERVICES.  
 6. ALL WORK SHALL BE COMPLETED WITHIN THE SPECIFIED TIME FRAME.  
 7. THE CONTRACTOR SHALL BE RESPONSIBLE FOR PROTECTING ALL EXISTING WORK AND ADJACENT AREAS.  
 8. ALL WORK SHALL BE SUBJECT TO INSPECTION AND APPROVAL BY THE ARCHITECT.  
 9. THE CONTRACTOR SHALL MAINTAIN CLEAR ACCESS TO ALL EXITS AND EGRESS ROUTES.  
 10. ALL WORK SHALL BE COMPLETED IN ACCORDANCE WITH THE PROJECT SCHEDULE.

LEGEND:  
 CD - CEILING DEPENDENT LIGHT FIXTURE  
 ○ - CEILING DEPENDENT LIGHT FIXTURE

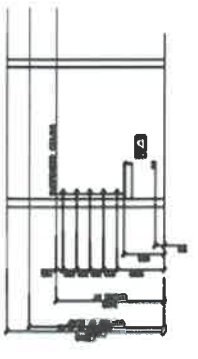
GENERAL NOTES:  
 1. REFER TO ALL APPLICABLE SCHEDULES AND SPECIFICATIONS.  
 2. ALL WORK SHALL BE IN ACCORDANCE WITH THE LATEST EDITIONS OF THE B.C.A. CODE BOOKS.  
 3. ALL MATERIALS SHALL BE APPROVED BY THE ARCHITECT PRIOR TO INSTALLATION.  
 4. THE CONTRACTOR SHALL BE RESPONSIBLE FOR OBTAINING ALL NECESSARY PERMITS.  
 5. THE CONTRACTOR SHALL MAINTAIN ACCESS TO ALL EXISTING UTILITIES AND SERVICES.  
 6. ALL WORK SHALL BE COMPLETED WITHIN THE SPECIFIED TIME FRAME.  
 7. THE CONTRACTOR SHALL BE RESPONSIBLE FOR PROTECTING ALL EXISTING WORK AND ADJACENT AREAS.  
 8. ALL WORK SHALL BE SUBJECT TO INSPECTION AND APPROVAL BY THE ARCHITECT.  
 9. THE CONTRACTOR SHALL MAINTAIN CLEAR ACCESS TO ALL EXITS AND EGRESS ROUTES.  
 10. ALL WORK SHALL BE COMPLETED IN ACCORDANCE WITH THE PROJECT SCHEDULE.



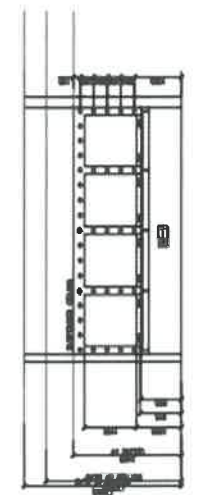
ELEVATION B  
 SCALE: 1/32



ELEVATION A  
 SCALE: 1/32



ELEVATION D  
 SCALE: 1/32



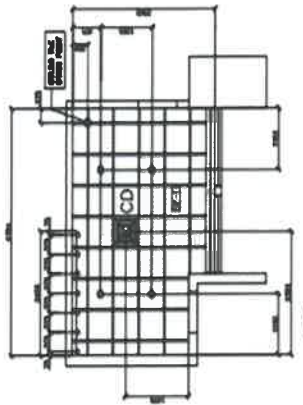
ELEVATION C  
 SCALE: 1/32

DATE	DESCRIPTION
10/15/11	ISSUED FOR PERMITS
10/15/11	ISSUED FOR PERMITS
10/15/11	ISSUED FOR PERMITS
10/15/11	ISSUED FOR PERMITS
10/15/11	ISSUED FOR PERMITS

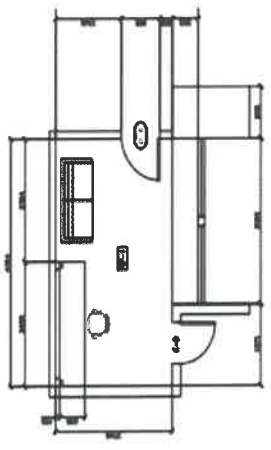
PROJECT: MEDIA FLOOR DESIGN  
 CLIENT: SECURITIES AND EXCHANGE COMMISSION



VIP / GREEN ROOM  
SCALE 1/30



VIP ROOM CEILING PLAN  
SCALE 1/30



VIP ROOM LAYOUT  
SCALE 1/30

GENERAL NOTES

1. FINISH

LIGHT AND ELECTRICAL SPECS

- A. PROVIDE BASIC LIGHTING PLAN TO MATCH OTHER
- B. PROVIDE LIGHTING AND ELECTRICAL SPECS TO MATCH OTHER
- C. SEE OTHER SHEETS FOR MORE DETAILS

WALL FINISH

WF-1  
PAINT WITH BASE COAT

CEILING FINISH



CF-1  
PAINT WITH BASE COAT

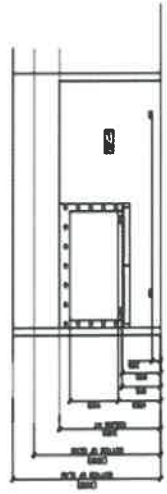
FLOOR FINISH



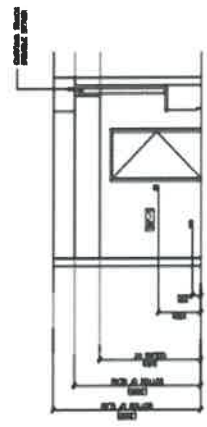
FF-1  
PAINT WITH BASE COAT

LEGEND

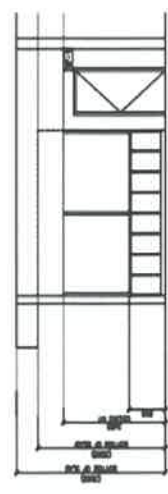
- CD CEILING FINISH WITH 1 COAT
- O FINISH WITH FINISH COAT



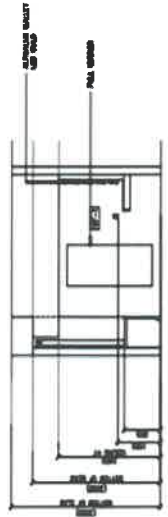
ELEVATION A  
SCALE 1/30




ELEVATION B  
SCALE 1/30



ELEVATION C  
SCALE 1/30



ELEVATION D  
SCALE 1/30



NO. 1025 - GABRIOLA

VP / GREEN ROOM LAYOUT  
VP / GREEN ROOM CEILING PLAN  
VP / GREEN ROOM WALL  
VP / GREEN ROOM FLOOR  
VP / GREEN ROOM FLOOR FINISH



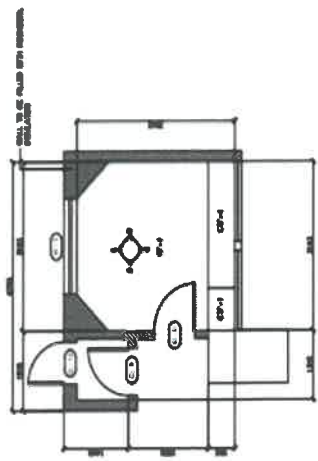




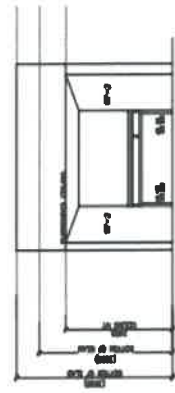
PERSPECTIVE  
SCALE NTS



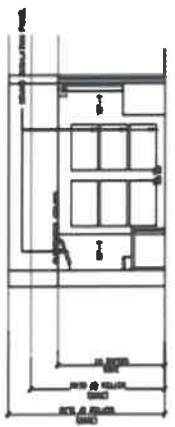
STUDIO ROOM CEILING PLAN  
SCALE 1:50



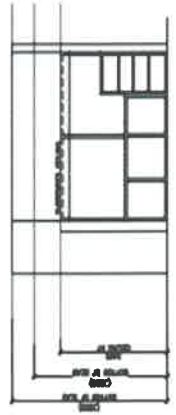
STUDIO ROOM STUDIO  
SCALE 1:50



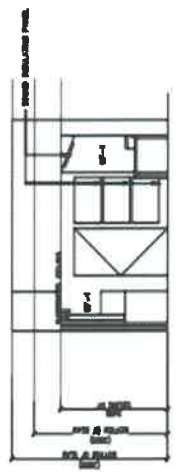
ELEVATION A  
SCALE 1:50



ELEVATION B  
SCALE 1:50




ELEVATION C  
SCALE 1:50

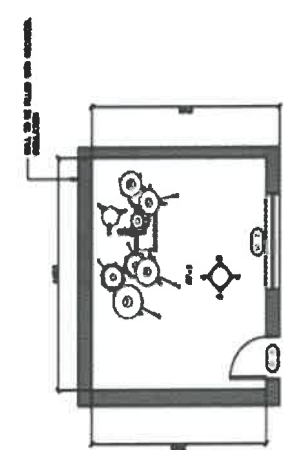


ELEVATION D  
SCALE 1:50

<p><b>GENERAL NOTES</b></p> <p>1. ALL WORK SHALL BE IN ACCORDANCE WITH THE SUDANESE STANDARDS AND SPECIFICATIONS.</p> <p>2. THE CONTRACTOR SHALL BE RESPONSIBLE FOR OBTAINING ALL NECESSARY PERMITS AND APPROVALS FROM THE RELEVANT AUTHORITIES.</p> <p>3. THE CONTRACTOR SHALL MAINTAIN ACCESS TO ALL EXISTING SERVICES AND STRUCTURAL ELEMENTS.</p> <p>4. ALL MATERIALS AND WORKMANSHIP SHALL BE SUBJECT TO INSPECTION AND APPROVAL BY THE ARCHITECT.</p> <p>5. THE CONTRACTOR SHALL BE RESPONSIBLE FOR PROTECTING ALL EXISTING WORK AND STRUCTURES.</p> <p>6. ALL WORK SHALL BE COMPLETED WITHIN THE SPECIFIED TIME FRAME.</p> <p>7. THE CONTRACTOR SHALL MAINTAIN A NEAT AND ORDERLY WORK SITE AT ALL TIMES.</p> <p>8. ALL MATERIALS AND WORKMANSHIP SHALL BE PROTECTED FROM WEATHER AND OTHER DAMAGING CONDITIONS.</p> <p>9. THE CONTRACTOR SHALL BE RESPONSIBLE FOR THE PROTECTION AND REPAIR OF ALL EXISTING SERVICES AND STRUCTURES.</p> <p>10. ALL WORK SHALL BE COMPLETED IN ACCORDANCE WITH THE SUDANESE STANDARDS AND SPECIFICATIONS.</p>	
<p><b>LIGHT AND ELECTRICAL SPECS</b></p> <p>1. ALL LIGHTING SHALL BE ENERGY EFFICIENT AND DIMMABLE.</p> <p>2. ALL ELECTRICAL WORK SHALL BE IN ACCORDANCE WITH THE SUDANESE STANDARDS AND SPECIFICATIONS.</p> <p>3. ALL ELECTRICAL WORK SHALL BE COMPLETED BY A LICENSED ELECTRICIAN.</p> <p>4. ALL ELECTRICAL WORK SHALL BE PROTECTED FROM MECHANICAL DAMAGE.</p> <p>5. ALL ELECTRICAL WORK SHALL BE PROTECTED FROM WEATHER AND OTHER DAMAGING CONDITIONS.</p> <p>6. ALL ELECTRICAL WORK SHALL BE COMPLETED WITHIN THE SPECIFIED TIME FRAME.</p> <p>7. THE CONTRACTOR SHALL MAINTAIN ACCESS TO ALL EXISTING SERVICES AND STRUCTURES.</p> <p>8. ALL ELECTRICAL WORK SHALL BE COMPLETED IN ACCORDANCE WITH THE SUDANESE STANDARDS AND SPECIFICATIONS.</p>	
<p><b>WALL SPECS</b></p> <p>1. WALLS SHALL BE FINISHED WITH A HIGH QUALITY PLASTER AND PAINT.</p> <p>2. ALL WALLS SHALL BE PROTECTED FROM MECHANICAL DAMAGE.</p> <p>3. ALL WALLS SHALL BE PROTECTED FROM WEATHER AND OTHER DAMAGING CONDITIONS.</p> <p>4. ALL WALLS SHALL BE COMPLETED WITHIN THE SPECIFIED TIME FRAME.</p> <p>5. THE CONTRACTOR SHALL MAINTAIN ACCESS TO ALL EXISTING SERVICES AND STRUCTURES.</p> <p>6. ALL WALLS SHALL BE COMPLETED IN ACCORDANCE WITH THE SUDANESE STANDARDS AND SPECIFICATIONS.</p>	<p><b>WALL FINISH</b></p> <p>1. WALLS SHALL BE FINISHED WITH A HIGH QUALITY PLASTER AND PAINT.</p> <p>2. ALL WALLS SHALL BE PROTECTED FROM MECHANICAL DAMAGE.</p> <p>3. ALL WALLS SHALL BE PROTECTED FROM WEATHER AND OTHER DAMAGING CONDITIONS.</p> <p>4. ALL WALLS SHALL BE COMPLETED WITHIN THE SPECIFIED TIME FRAME.</p> <p>5. THE CONTRACTOR SHALL MAINTAIN ACCESS TO ALL EXISTING SERVICES AND STRUCTURES.</p> <p>6. ALL WALLS SHALL BE COMPLETED IN ACCORDANCE WITH THE SUDANESE STANDARDS AND SPECIFICATIONS.</p>
<p><b>CEILING FINISH</b></p> <p>1. CEILING SHALL BE FINISHED WITH A HIGH QUALITY PLASTER AND PAINT.</p> <p>2. ALL CEILING SHALL BE PROTECTED FROM MECHANICAL DAMAGE.</p> <p>3. ALL CEILING SHALL BE PROTECTED FROM WEATHER AND OTHER DAMAGING CONDITIONS.</p> <p>4. ALL CEILING SHALL BE COMPLETED WITHIN THE SPECIFIED TIME FRAME.</p> <p>5. THE CONTRACTOR SHALL MAINTAIN ACCESS TO ALL EXISTING SERVICES AND STRUCTURES.</p> <p>6. ALL CEILING SHALL BE COMPLETED IN ACCORDANCE WITH THE SUDANESE STANDARDS AND SPECIFICATIONS.</p>	<p><b>CEILING SPECS</b></p> <p>1. CEILING SHALL BE FINISHED WITH A HIGH QUALITY PLASTER AND PAINT.</p> <p>2. ALL CEILING SHALL BE PROTECTED FROM MECHANICAL DAMAGE.</p> <p>3. ALL CEILING SHALL BE PROTECTED FROM WEATHER AND OTHER DAMAGING CONDITIONS.</p> <p>4. ALL CEILING SHALL BE COMPLETED WITHIN THE SPECIFIED TIME FRAME.</p> <p>5. THE CONTRACTOR SHALL MAINTAIN ACCESS TO ALL EXISTING SERVICES AND STRUCTURES.</p> <p>6. ALL CEILING SHALL BE COMPLETED IN ACCORDANCE WITH THE SUDANESE STANDARDS AND SPECIFICATIONS.</p>
<p><b>FLOOR FINISH</b></p> <p>1. FLOOR SHALL BE FINISHED WITH A HIGH QUALITY PLASTER AND PAINT.</p> <p>2. ALL FLOOR SHALL BE PROTECTED FROM MECHANICAL DAMAGE.</p> <p>3. ALL FLOOR SHALL BE PROTECTED FROM WEATHER AND OTHER DAMAGING CONDITIONS.</p> <p>4. ALL FLOOR SHALL BE COMPLETED WITHIN THE SPECIFIED TIME FRAME.</p> <p>5. THE CONTRACTOR SHALL MAINTAIN ACCESS TO ALL EXISTING SERVICES AND STRUCTURES.</p> <p>6. ALL FLOOR SHALL BE COMPLETED IN ACCORDANCE WITH THE SUDANESE STANDARDS AND SPECIFICATIONS.</p>	<p><b>FLOOR SPECS</b></p> <p>1. FLOOR SHALL BE FINISHED WITH A HIGH QUALITY PLASTER AND PAINT.</p> <p>2. ALL FLOOR SHALL BE PROTECTED FROM MECHANICAL DAMAGE.</p> <p>3. ALL FLOOR SHALL BE PROTECTED FROM WEATHER AND OTHER DAMAGING CONDITIONS.</p> <p>4. ALL FLOOR SHALL BE COMPLETED WITHIN THE SPECIFIED TIME FRAME.</p> <p>5. THE CONTRACTOR SHALL MAINTAIN ACCESS TO ALL EXISTING SERVICES AND STRUCTURES.</p> <p>6. ALL FLOOR SHALL BE COMPLETED IN ACCORDANCE WITH THE SUDANESE STANDARDS AND SPECIFICATIONS.</p>



<p><b>PROJECT INFORMATION</b></p> <p>PROJECT NAME: MEDIA FLOOR DESIGN</p> <p>CLIENT: SECURITIES AND EXCHANGE COMMISSION</p> <p>ARCHITECT: [Firm Name]</p> <p>DATE: [Date]</p> <p>SCALE: AS NOTED</p>	<p><b>REVISIONS</b></p> <p>NO. 1: [Description]</p> <p>NO. 2: [Description]</p> <p>NO. 3: [Description]</p> <p>NO. 4: [Description]</p> <p>NO. 5: [Description]</p> <p>NO. 6: [Description]</p> <p>NO. 7: [Description]</p> <p>NO. 8: [Description]</p> <p>NO. 9: [Description]</p> <p>NO. 10: [Description]</p>
--	--



PERSPECTIVE  
SCALE NTS

RECORDING BOOTH CEILING PLAN  
SCALE 1:50

RECORDING BOOTH LAYOUT  
SCALE 1:50

CLIENT: SECURITIES AND EXCHANGE COMMISSION


DESIGNER: JMC DESIGN GROUP

DATE: 01/2007

PROJECT: SECURITIES AND EXCHANGE COMMISSION

LOCATION: 100 WALL STREET, NEW YORK, NY

GENERAL NOTES:  
1. REFER TO ALL NOTES ON ALL SHEETS.  
2. ALL WORK SHALL BE IN ACCORDANCE WITH THE 2005 INTERNATIONAL MECHANICAL, ELECTRICAL AND PLUMBING (M.E.P.) CODE.  
3. ALL WORK SHALL BE IN ACCORDANCE WITH THE 2005 INTERNATIONAL BUILDING CODE (IBC).  
4. ALL WORK SHALL BE IN ACCORDANCE WITH THE 2005 INTERNATIONAL FIRE AND SAFETY CODE (IFSC).  
5. ALL WORK SHALL BE IN ACCORDANCE WITH THE 2005 INTERNATIONAL ENERGY CONSERVATION CODE (IECC).  
6. ALL WORK SHALL BE IN ACCORDANCE WITH THE 2005 INTERNATIONAL SMOKE AND SMOKE-CONTROL CODE (ISSCC).  
7. ALL WORK SHALL BE IN ACCORDANCE WITH THE 2005 INTERNATIONAL SOUND AND VIBRATION CONTROL CODE (ISVCC).  
8. ALL WORK SHALL BE IN ACCORDANCE WITH THE 2005 INTERNATIONAL TRANSPORTATION CODE (ITC).  
9. ALL WORK SHALL BE IN ACCORDANCE WITH THE 2005 INTERNATIONAL WOOD PRESERVATION CODE (IWPC).  
10. ALL WORK SHALL BE IN ACCORDANCE WITH THE 2005 INTERNATIONAL ZONING AND ORDINANCE CODE (IZOC).



**GENERAL NOTES**  
1. REFER TO ALL NOTES ON ALL SHEETS.  
2. ALL WORK SHALL BE IN ACCORDANCE WITH THE 2005 INTERNATIONAL MECHANICAL, ELECTRICAL AND PLUMBING (M.E.P.) CODE.  
3. ALL WORK SHALL BE IN ACCORDANCE WITH THE 2005 INTERNATIONAL BUILDING CODE (IBC).  
4. ALL WORK SHALL BE IN ACCORDANCE WITH THE 2005 INTERNATIONAL FIRE AND SAFETY CODE (IFSC).  
5. ALL WORK SHALL BE IN ACCORDANCE WITH THE 2005 INTERNATIONAL ENERGY CONSERVATION CODE (IECC).  
6. ALL WORK SHALL BE IN ACCORDANCE WITH THE 2005 INTERNATIONAL SMOKE AND SMOKE-CONTROL CODE (ISSCC).  
7. ALL WORK SHALL BE IN ACCORDANCE WITH THE 2005 INTERNATIONAL SOUND AND VIBRATION CONTROL CODE (ISVCC).  
8. ALL WORK SHALL BE IN ACCORDANCE WITH THE 2005 INTERNATIONAL TRANSPORTATION CODE (ITC).  
9. ALL WORK SHALL BE IN ACCORDANCE WITH THE 2005 INTERNATIONAL WOOD PRESERVATION CODE (IWPC).  
10. ALL WORK SHALL BE IN ACCORDANCE WITH THE 2005 INTERNATIONAL ZONING AND ORDINANCE CODE (IZOC).

**LIGHT AND ELECTRICAL SPECS**  
ALL LIGHT FIXTURES SHALL BE 150Watts or less.  
ALL ELECTRICAL SHALL BE IN ACCORDANCE WITH THE 2005 INTERNATIONAL ELECTRICAL CODE (IEC).

**WALL SPECS**  
WALL FINISH: 100% POLYURETHANE PAINT.  
WALL SPEC: 100% POLYURETHANE PAINT.

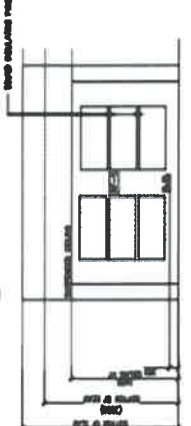
**WALL FINISH**  
100% POLYURETHANE PAINT.

**CEILING FINISH**  
100% POLYURETHANE PAINT.

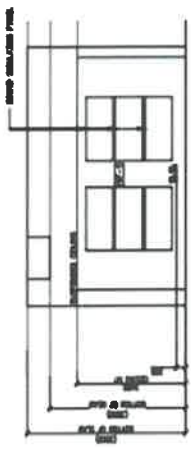
**FLOOR FINISH**  
100% POLYURETHANE PAINT.



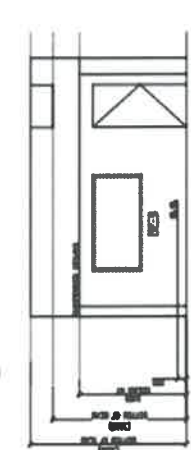
ELEVATION B  
SCALE 1:50



ELEVATION D  
SCALE 1:50



ELEVATION A  
SCALE 1:50



ELEVATION C  
SCALE 1:50

RECORDING ROOM LAYOUT  
RECORDING ROOM CEILING PLAN  
RECORDING ROOM WALL  
RECORDING ROOM FLOOR  
RECORDING ROOM PERSPECTIVE

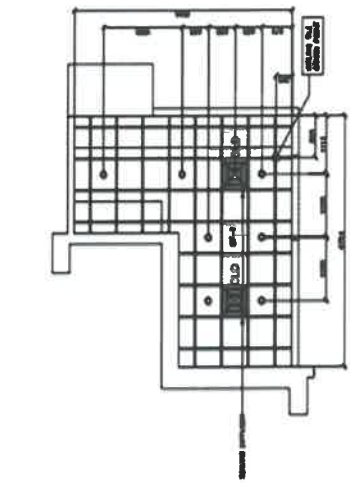
A-210

CLIENT  
**SECURITIES AND EXCHANGE  
 COMMISSION**

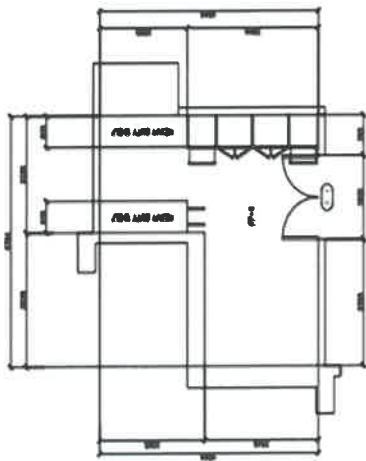
PROJECT NO.  
 DATE  
 DRAWN BY  
 CHECKED BY



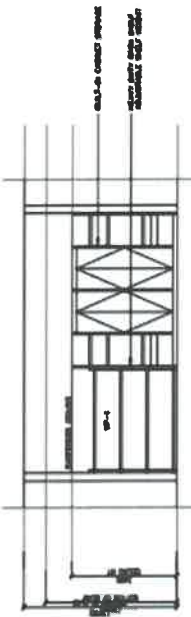
**PERSPECTIVE**  
 SCALE NTS



**STORAGE CEILING PLAN**  
 SCALE 1:50



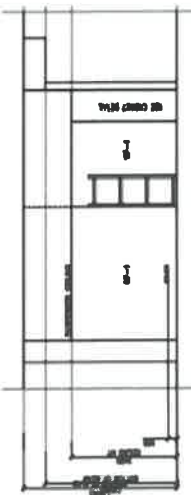
**STORAGE LAYOUT**  
 SCALE 1:50



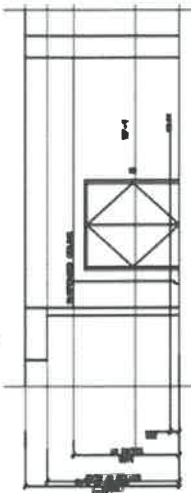
**ELEVATION B**  
 SCALE 1:50



**ELEVATION D**  
 SCALE 1:50



**ELEVATION A**  
 SCALE 1:50



**ELEVATION C**  
 SCALE 1:50

**GENERAL NOTES**

1. ALL WORK SHALL BE IN ACCORDANCE WITH THE S.E.C. CODES AND STANDARDS.  
 2. THE CONTRACTOR SHALL BE RESPONSIBLE FOR OBTAINING ALL NECESSARY PERMITS AND APPROVALS.  
 3. ALL MATERIALS AND WORKMANSHIP SHALL BE SUBJECT TO INSPECTION AND APPROVAL BY THE ARCHITECT.  
 4. THE CONTRACTOR SHALL MAINTAIN ACCESS TO ALL EXISTING UTILITIES AND SERVICES.  
 5. ALL WORK SHALL BE COMPLETED WITHIN THE SPECIFIED TIME FRAME.  
 6. THE CONTRACTOR SHALL BE RESPONSIBLE FOR PROTECTING ALL EXISTING STRUCTURE AND FINISHES.  
 7. ALL WORK SHALL BE COMPLETED IN ACCORDANCE WITH THE S.E.C. CODES AND STANDARDS.  
 8. THE CONTRACTOR SHALL BE RESPONSIBLE FOR OBTAINING ALL NECESSARY PERMITS AND APPROVALS.  
 9. ALL MATERIALS AND WORKMANSHIP SHALL BE SUBJECT TO INSPECTION AND APPROVAL BY THE ARCHITECT.  
 10. THE CONTRACTOR SHALL MAINTAIN ACCESS TO ALL EXISTING UTILITIES AND SERVICES.  
 11. ALL WORK SHALL BE COMPLETED WITHIN THE SPECIFIED TIME FRAME.  
 12. THE CONTRACTOR SHALL BE RESPONSIBLE FOR PROTECTING ALL EXISTING STRUCTURE AND FINISHES.

**LIGHT AND ELECTRICAL SPECS**

1. ALL LIGHTING SHALL BE PROVIDED BY THE CONTRACTOR.  
 2. ALL ELECTRICAL WORK SHALL BE IN ACCORDANCE WITH THE S.E.C. CODES AND STANDARDS.  
 3. ALL ELECTRICAL WORK SHALL BE COMPLETED WITHIN THE SPECIFIED TIME FRAME.

**WALL FINISH**

WF-1  
 WALL FINISH  
 ALL WALLS SHALL BE FINISHED WITH WF-1.

**CEILING FINISH**

CF-1  
 CEILING FINISH  
 ALL CEILING SHALL BE FINISHED WITH CF-1.

**FLOOR FINISH**

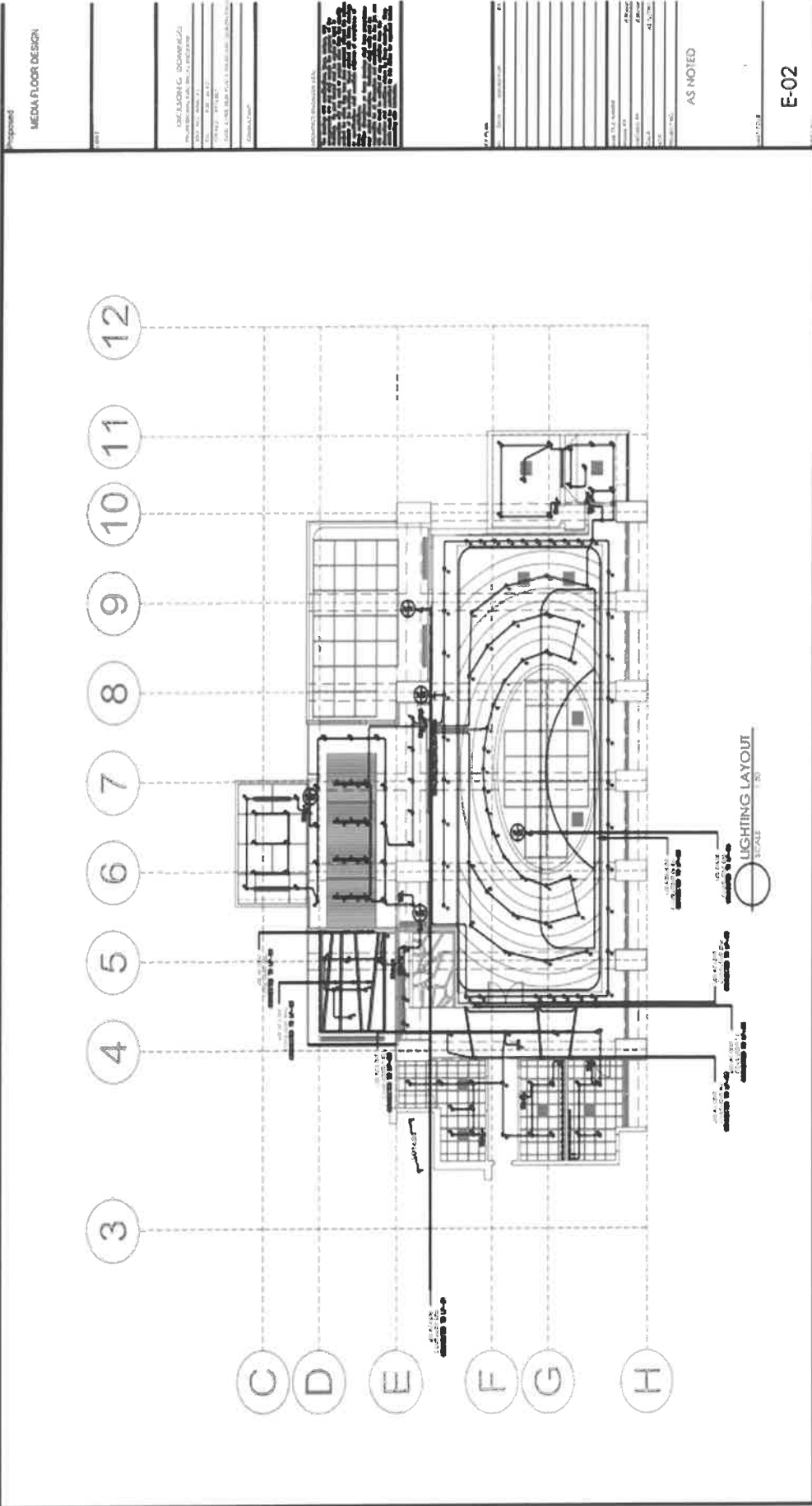
FF-1  
 FLOOR FINISH  
 ALL FLOOR SHALL BE FINISHED WITH FF-1.

**LEGEND**

CD  
 CEILING PANEL  
 ○  
 LIGHT FIXTURE

**A-211**





Proposed  
MEDIA FLOOR DESIGN

DATE	15.05.2017
BY	...
CHKD BY	...
DATE	...
APPV BY	...
DATE	...

PROJECT NO. ...

AS NOTED

E-02

PROPOSED  
MEDIA FLOOR DESIGN

DESIGNED BY: ENCLAVE DESIGN CO.  
11500 UNIVERSITY AVENUE, SUITE 100  
DENVER, COLORADO 80202  
TEL: 303.755.8000  
WWW.ENCLAVEDENIGN.COM

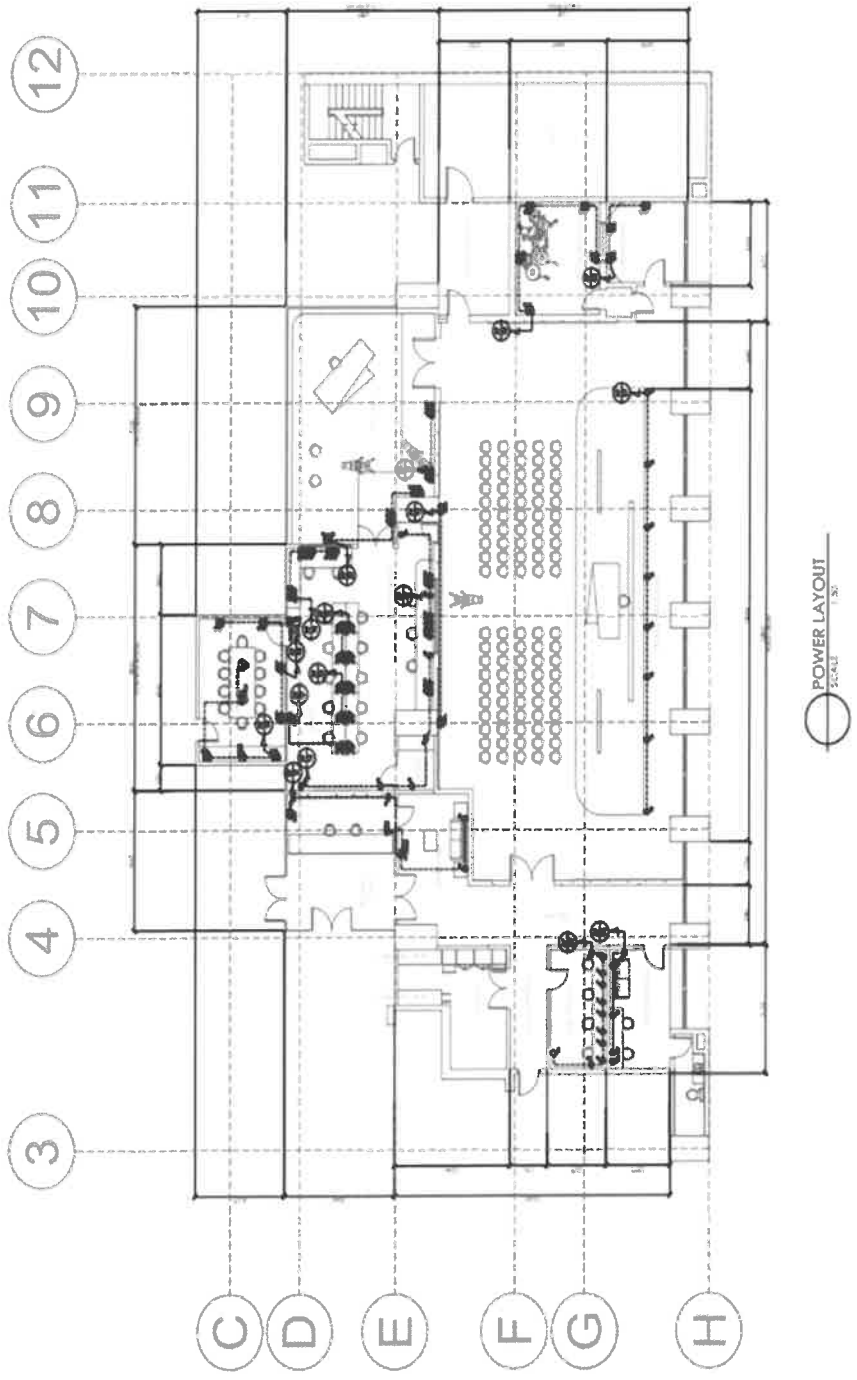
PROJECT: 4848 150' ST.  
DATE: 11/01/2011 11:42 AM  
DRAWN BY: JLM

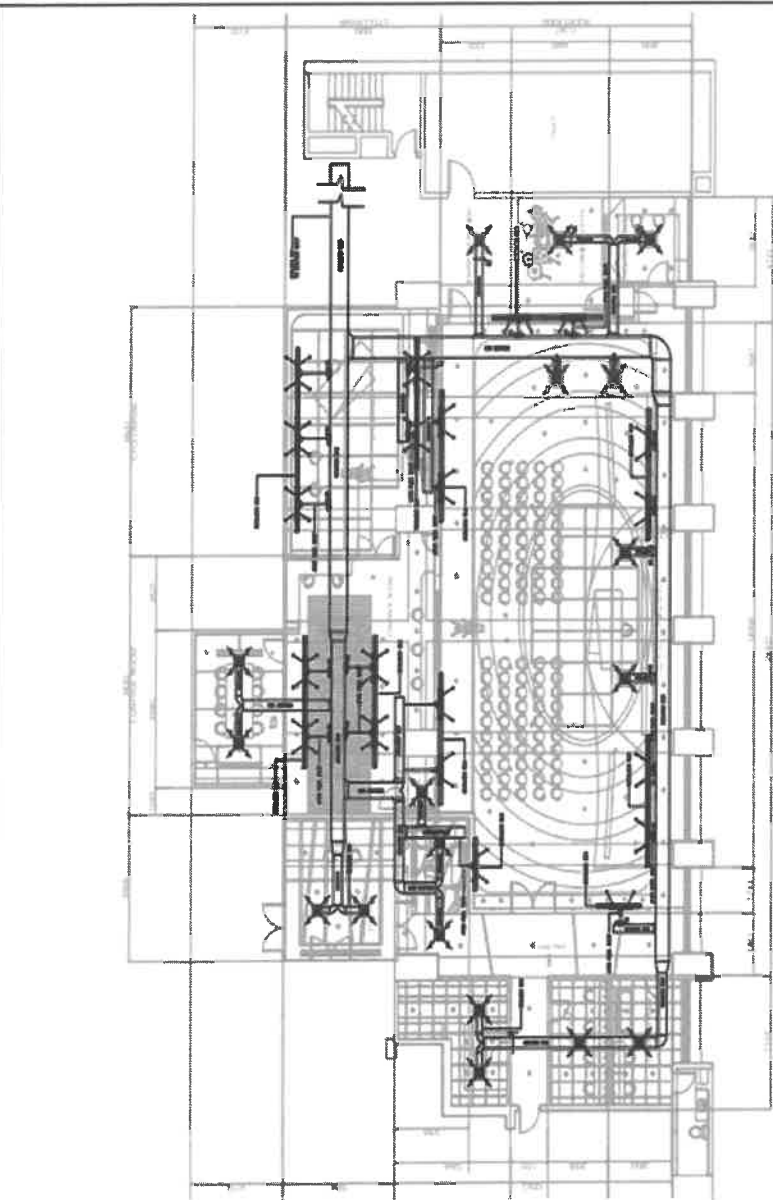
REVISIONS:

DATE: 11/01/2011 11:42 AM  
BY: JLM  
REASON: INITIAL

AS NOTED

E-03

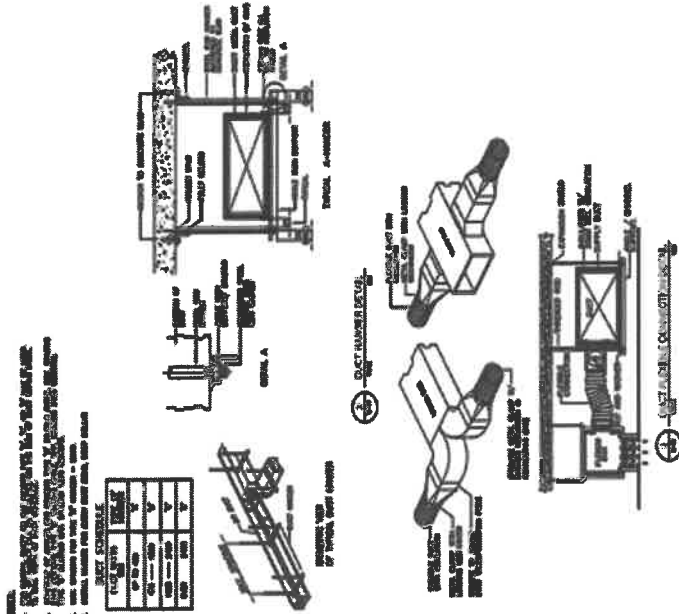




PROPOSED AIR CONDITIONING LAYOUT  
SCALE 1/8" = 1'-0"

ASH	American Society of Heating, Refrigerating and Air-Conditioning Engineers
CAA	California Air Resources Board
CC	California Code of Regulations
CE	California Energy Code
CM	California Mechanical Code
CMR	California Mechanical Rules
CMU	California Mechanical Units
CMV	California Mechanical Ventilation
CMX	California Mechanical Exhaust
CMZ	California Mechanical Zone
CMY	California Mechanical Yield

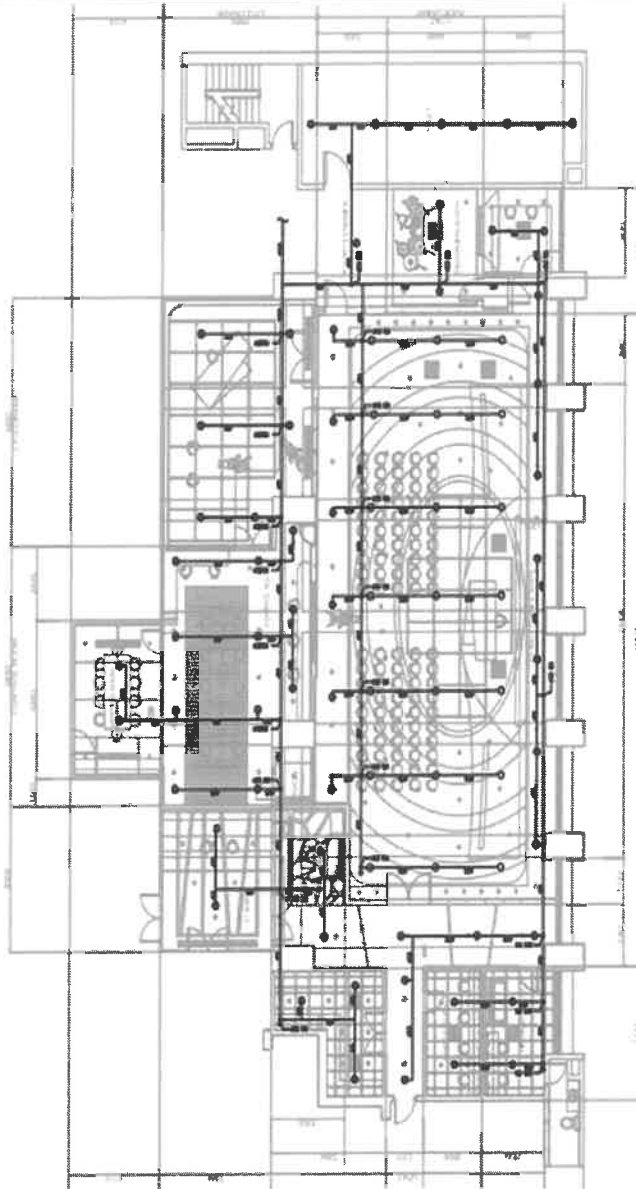
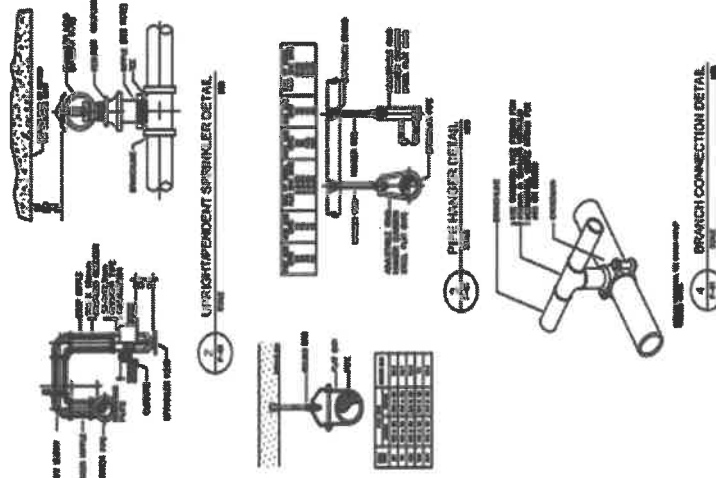
- GENERAL NOTES**
1. ALL EQUIPMENT SHALL BE INSTALLED IN ACCORDANCE WITH THE 2019 INTERNATIONAL MECHANICAL CODE (IMC).
  2. ALL EQUIPMENT SHALL BE INSTALLED IN ACCORDANCE WITH THE 2019 INTERNATIONAL MECHANICAL CODE (IMC).
  3. ALL EQUIPMENT SHALL BE INSTALLED IN ACCORDANCE WITH THE 2019 INTERNATIONAL MECHANICAL CODE (IMC).
  4. ALL EQUIPMENT SHALL BE INSTALLED IN ACCORDANCE WITH THE 2019 INTERNATIONAL MECHANICAL CODE (IMC).
  5. ALL EQUIPMENT SHALL BE INSTALLED IN ACCORDANCE WITH THE 2019 INTERNATIONAL MECHANICAL CODE (IMC).
  6. ALL EQUIPMENT SHALL BE INSTALLED IN ACCORDANCE WITH THE 2019 INTERNATIONAL MECHANICAL CODE (IMC).
  7. ALL EQUIPMENT SHALL BE INSTALLED IN ACCORDANCE WITH THE 2019 INTERNATIONAL MECHANICAL CODE (IMC).
  8. ALL EQUIPMENT SHALL BE INSTALLED IN ACCORDANCE WITH THE 2019 INTERNATIONAL MECHANICAL CODE (IMC).
  9. ALL EQUIPMENT SHALL BE INSTALLED IN ACCORDANCE WITH THE 2019 INTERNATIONAL MECHANICAL CODE (IMC).
  10. ALL EQUIPMENT SHALL BE INSTALLED IN ACCORDANCE WITH THE 2019 INTERNATIONAL MECHANICAL CODE (IMC).



PROJECT TITLE: PROPOSED AIR CONDITIONING LAYOUT	DATE: 08/15/2023
PROJECT LOCATION: 12345 MAIN ST, LOS ANGELES, CA	DRAWING NO: 1/1
OWNER: [Client Name]	SCALE: 1/8" = 1'-0"
DESIGNER: [Designer Name]	CHECKED BY: [Checker Name]
DATE: 08/15/2023	PROJECT NO: [Project No]

**LEGEND AND ABBREVIATIONS**

- THEME/GENERAL NOTES**
1. ALL WORK SHALL BE IN ACCORDANCE WITH THE LATEST EDITIONS OF THE NATIONAL FIRE PROTECTION ASSOCIATION (NFPA) AND OTHER APPLICABLE CODES AND STANDARDS.
  2. THE DESIGNER HAS CONDUCTED VISUAL GENERAL VERIFICATION OF THE EXISTING SPRINKLER SYSTEM AND HAS FOUND IT TO BE IN CONFORMANCE WITH THE APPLICABLE CODES AND STANDARDS.
  3. THE EXISTING SYSTEM IS A WET PRE-action SYSTEM WITH RATED 240°F (120°C) SPINKLER HEADS AND IS SUPPLIED BY AN A.C. PUMP AND TOWER.
  4. THE PROPOSED SYSTEM IS A WET PRE-action SYSTEM WITH RATED 240°F (120°C) SPINKLER HEADS AND IS SUPPLIED BY AN A.C. PUMP AND TOWER.
  5. THE PROPOSED SYSTEM IS TO BE INSTALLED IN ACCORDANCE WITH THE LATEST EDITIONS OF THE NATIONAL FIRE PROTECTION ASSOCIATION (NFPA) AND OTHER APPLICABLE CODES AND STANDARDS.
  6. ALL WORK SHALL BE IN ACCORDANCE WITH THE LATEST EDITIONS OF THE NATIONAL FIRE PROTECTION ASSOCIATION (NFPA) AND OTHER APPLICABLE CODES AND STANDARDS.



**PROPOSED SPRINKLER LAYOUT**  
1/19

PROJECT NO. 10-10000	DATE 10/12/10	SCALE 1/8" = 1'-0"
PROJECT NAME PROPOSED SPRINKLER LAYOUT	PROJECT NO. 10-10000	DATE 10/12/10
DESIGNER J. S. [Name]	DATE 10/12/10	SCALE 1/8" = 1'-0"
CHECKED K. S. [Name]	DATE 10/12/10	SCALE 1/8" = 1'-0"
<b>F 1</b> <b>1 / 1</b>		



## ***Section VIII. Bill of Quantities***

### **Notes on the Bill of Quantities**

#### **Objectives**

The objectives of the Bill of Quantities are:

- a. to provide sufficient information on the quantities of Works to be performed to enable Bids to be prepared efficiently and accurately; and
- b. when a Contract has been entered into, to provide a priced Bill of Quantities for use in the periodic valuation of Works executed.

In order to attain these objectives, Works should be itemized in the Bill of Quantities in sufficient detail to distinguish between the different classes of Works, or between Works of the same nature carried out in different locations or in other circumstances which may give rise to different considerations of cost. Consistent with these requirements, the layout and content of the Bill of Quantities should be as simple and brief as possible.

#### **Daywork Schedule**

A Daywork Schedule should be included only if the probability of unforeseen work, outside the items included in the Bill of Quantities, is high. To facilitate checking by the Entity of the realism of rates quoted by the Bidders, the Daywork Schedule should normally comprise the following:

- a. A list of the various classes of labor, materials, and Constructional Plant for which basic daywork rates or prices are to be inserted by the Bidder, together with a statement of the conditions under which the Contractor will be paid for work executed on a daywork basis.
- b. Nominal quantities for each item of Daywork, to be priced by each Bidder at Daywork rates as Bid. The rate to be entered by the Bidder against each basic Daywork item should include the Contractor's profit, overheads, supervision, and other charges.

#### **Provisional Sums**

A general provision for physical contingencies (quantity overruns) may be made by including a provisional sum in the Summary Bill of Quantities. Similarly, a contingency allowance for possible price increases should be provided as a provisional sum in the Summary Bill of Quantities. The inclusion of such provisional sums often facilitates budgetary approval by avoiding the need to request periodic supplementary approvals as the future need arises. Where such provisional sums or contingency allowances are used, the

SCC should state the manner in which they will be used, and under whose authority (usually the Procuring Entity's Representative's).

The estimated cost of specialized work to be carried out, or of special goods to be supplied, by other contractors should be indicated in the relevant part of the Bill of Quantities as a particular provisional sum with an appropriate brief description. A separate procurement procedure is normally carried out by the Procuring Entity to select such specialized contractors. To provide an element of competition among the Bidders in respect of any facilities, amenities, attendance, etc., to be provided by the successful Bidder as prime Contractor for the use and convenience of the specialist contractors, each related provisional sum should be followed by an item in the Bill of Quantities inviting the Bidder to quote a sum for such amenities, facilities, attendance, etc.

### **Signature Box**

A signature box shall be added at the bottom of each page of the Bill of Quantities where the authorized representative of the Bidder shall affix his signature. Failure of the authorized representative to sign each and every page of the Bill of Quantities shall be a cause for rejection of his bid.

These Notes for Preparing a Bill of Quantities are intended only as information for the Procuring Entity or the person drafting the Bidding Documents. They should not be included in the final documents.

PROJECT : SUPPLY OF LABOR, MATERIALS AND EQUIPMENT FOR THE SEC STUDIO/MINI AUDITORIUM  
 OWNER : SECURITIES AND EXCHANGE COMMISSION  
 LOCATION : SEC HEADQUARTERS, 7907 MAKATI AVENUE

**BILL OF MATERIALS/QUANTITIES**

ITEM NO.	SCOPE OF WORKS	UNIT	QUANTITY	UNIT COST			TOTAL UNIT COST	TOTAL AMOUNT (in PhP)	
				MATERIALS	LABOR	OTHERS			
(1)	(2)	(3)	(4)	(5)	(6)	(7)	(8) = (5)+(6)+(7)	(9) = (4)*(8)	
<b>1</b>	<b>GENERAL REQUIREMENTS</b>								
	<b>1.1 PERMITS</b>	lot	1						
	Building permit Makati LGU and MACEA and other required if needed								
	Barangay clearance for renovation								
	Safety and Health Clearance								
	CGL and Personal Accident Insurance								
	<b>1.2 MOBILIZATION &amp; DEMOBILIZATION</b>	lot	1						
	Temporary Site Facilities								
	Temporary Site Storage and Staging								
	Temporary Consumables & Miscellaneous								
	<b>SUB-TOTAL FOR (1) GENERAL REQUIREMENTS</b>								
<b>2</b>	<b>SHOP DRAWING/ASBUILT PLANS</b>	lot	1						
<b>3</b>	<b>CIVIL WORKS</b>	lot	1						
	<b>2.1 HAUL OUT &amp; DISPOSAL</b>	lot	1						
	<b>2.2 DEMOLITION WORKS</b>	lot	1						
	<b>2.3 ERECTION AND DISMANTLING OF SCAFFOLDING</b>	lot	1						
	<b>SUB-TOTAL FOR (2) CIVIL WORKS</b>								
<b>4</b>	<b>FINISHING WORKS</b>								
	<b>4.1 BOARD WORKS CEILING</b>	sq.m	718						
	Furring 19mm X 50mmX 0.40mm	Pcs	187						
	Metal Carring Channel	Pcs	227						
	W-clip	Pcs	1,587						
	Wall Angle 25mm x 25mm x 0.60mm	Pcs	139						
	Rivets	Box	5						
	Concrete Nail 2"	Kg	10						
	Gypsum Board 8ft x 4ft x 12mm.	Pcs	178						
	Black Screw 1"	Pcs	2,497						
	Acoustic Panel	pcs	155						
	Tea Runner	pcs	70						
	Jointing Compound 20kg	kg/s	20						
	Joint Tape 75m/roll	pcs	25						
	Sanding Paper	lot	1						
				Submitted by: [insert bidder's name]			Prepared by: [insert authorized representative's name]		
							Signature:		

	<b>4.2 BOARD WORKS DRYWALL</b>								
	Tracks 35mm X 76mm X 3.0m X 0.6mm thk/ 35mm X 110mm X 3.0m X 0.6mm thk			931					
	Studs 76mm X 3m GA.24/ 110mm X 3m GA.24	sq.m		92					
	Hardie Screw 1000 pcs/box	pcs		593					
	Pan Head Screw 250 pcs/box	box		27					
	Fiber Cement Board 8ft x 4ft x 9mm.	box		34					
	Joining Compound 20kg	pcs		300					
	Joint Tape 75m/roll	kg		30					
	Sanding Paper	pcs		30					
		lot		1					
	<b>4.3 FLOOR FINISHES</b>								
	Carpet Roll/roll	sq.m		903					
	Adhesive for Carpet	rolls/pcs		1,448					
	Textured Laminate	pcs		50					
	Adhesive for Laminate	pcs		102					
	Tabulate wooded planks 1x8'x8'	pcs		10					
	Wood Framing 2"x6"x12'	pcs		150					
		pcs		70					
	<b>4.4. OTHER MISCELLANEOUS ITEMS</b>								
	Oriented Strand Board 2440mm x 1220	pcs		10					
	Baffle Ceiling	lot		1					
	Expansion Bolt	pcs		45					
	Threaded Rod	pcs		45					
	Nut & Washer	pcs		45					
	Rockwool Insulation (Blanket Type 50KG 0.6MX5M THCK 50MM	Roll		22					
	Glass white board	pcs		3					
	Padded Wall/ Sound Insulating panel with Installation + Mobilization	sq.ft		750					
	S1 Sand	cu.m		12					
	Type 1 P Cement	balls		165					
	<b>4.5. FURNITURES</b>								
	Sofa Set	lot		1					
	Office Table	lot		1					
	Office Chairs	pcs		30					
	Vanity Table + Chair	pcs		5					
	Mirror	pcs		5					
	Heavy Duty Cabinet	pcs		2					
	Curtain Roll	pcs		4					
	<b>SUB-TOTAL FOR (4) FINISHING WORKS</b>								
<b>5</b>	<b>PAINTING WORKS</b>								
	<b>5.1 INTERIOR WALLS</b>								
	Flat latex (Primer) 4L	sq.m		931					
	Acrylic Putty 4L	Pails		50					
	Topcoat 2 coats 4L	Pails		50					
		Pails		124					
Submitted by: [insert bidder's name]									
Prepared by: [insert authorized representative's name]									
Signature:									

<b>5.2 CEILING</b>																				
	Fiat Ialax (Primer) 4L						826													
	Acrylex Putty 4L						55													
	Topcoat 2 coats 4L						55													
	Red Oxide Metal Primer 4L						142													
	Quick Drying Enamel 4L						3													
	Paint Thinner						4													
							3													
<b>5.3 FLOOR FINISH</b>																				
	Epoxy primer white 4L						77													
	Topcoat Aqua Epoxy 4L						2													
	Thinners solvent for primer, Epoxy Reducer 4L						8													
	BOYSEN® Matte Shield™ B-4600 Clear Matte Coating 4L (30sqm)						2													
	Wood Stain 4L						10													
<b>SUB-TOTAL FOR (5) PAINTING WORKS</b>																				
<b>6</b>	<b>DOORS, WINDOWS AND GLASS WORKS</b>																			
	<b>6.1 Doors</b>																			
	Double Leaf Glass Door (1.8m x 2.4m)						sets	3												
	Double Leaf Glass Door (0.8m x 2.4m)						sets	2												
	Double Leaf Glass Door (1m x 2.1m)						sets	3												
	Double Leaf door (1mx2.1m)						sets	1												
	Double Leaf door (1mx2.4m)						sets	2												
	Single Leaf Door (0.8mx2.1m)						sets	1												
	Single Leaf Door (0.9mx2.1m)						sets	1												
	Single Leaf Door (1mx2.4m)						sets	1												
	Single Leaf Door (1mx2.1m)						sets	3												
	Single Leaf Metal Door (1mx2.1m)						sets	2												
<b>6.2 Windows</b>																				
	Window Fixed Type (3.2mx0.8m)						pc	1												
	Window Fixed Type (2.32mx0.8m)						pc	1												
	Window Fixed Type (1.8mx1.1m)						pc	1												
<b>SUB-TOTAL FOR (6) DOORS, WINDOW AND GLASS WORKS</b>																				
<b>7</b>	<b>METAL WORKS</b>																			
	<b>7.1 SUSPENDED BATTENS</b>																			
	Tubular GI Pipe						lot	1												
	Expansion Bolt						pcs	35												
	Threaded rod						pcs	76												
	Nut & Washer						pcs	76												
							pcs	76												
	<b>7.2 MISCELLANEOUS/ CONSUMABLE ITEMS</b>																			
	(Welding Machine, welding Rod 6013, Welding rod 6011, Blind Rivet, Drill bit, Rivet Gun, Tek screw and other necessary materials)						lot	1												
<b>SUB-TOTAL FOR (7) METAL WORKS</b>																				
Submitted by: [insert bidder's name]							Prepared by: [insert authorized representative's name]							Signature:						





	9.3 Supply & Installation of Sound System & Camera Set up for Auditorium	Lot	1					
	BUTTERFLY 4PRO (8 PER SIDE)	Units	16					
	ARTIST T4.4V AMPLIFIER	Units	1					
	DIGITAL SIGNAL PROCESSOR BRAINCORE CU	Units	1					
	2U PLASTIC CASE FOR AMP & DSP	Pcs	1					
	FRAME KIT HANG FRAME	Pcs	2					
	SINGLE 18" Active Subwoofer with Flight Case 1:1 K-LA218-DSP	Units	2					
	Mic Art Professional Performance System Package:	Set	1					
	- AT-200M6U							
	- 1 SET (2 PC) Mic Art Headworn/Lapel Microphone							
	Audio Technica Gooseneck LED Microphone	Units	2					
	Table Base with Switch	Units	2					
	Lumilles Quartz Light Controller	Units	1					
	Lumilles 960 LED 8 Section Strobes (Letters/Numbers) LL-9600LN	Units	8					
	Lumilles LED Auto Show Lamp WHITE with Flight Case 2:1 LLCW-3010	Units	4					
	Mic Stand XA-219	Pcs	8					
	Audio cables / audio lights	Rolls	2					
	Royal cord extensions	Rolls	5					
	XLR - 30 MALE / 30 FEMALE	Pcs	60					
	AVMATRIX PVS0813U PORTABLE 10.1inch multiformat video switch	Units	1					
	Black magic design video assist 7" 12G-SDI/HDMI video recorder	Units	1					
	Subdraft 4 channel audio mixer	Units	1					
	Audio Technica ATH-M50X monitor headphones	Units	1					
	<b>9.4 Supply &amp; Installation of Led Video Wall</b>							
	Supply & Installation of P2.5 Indoor Movable Back Maintenance LED Display	lot	2					
	640mmx640mm							
	Cabinet (1.2+1.2)m(W) x 1.92m(H) including framing works and other electrical related works.							
	Supply & Installation of P2.5 Indoor Movable Back Maintenance LED Display	lot	1					
	640mmx640mm							
	Cabinet 7.68m(W) x 1.92m(H) including framing works and other electrical related works.							
<b>10</b>	<b>SUB-TOTAL FOR (8) SPECIALTY EQUIPMENT</b>							
	<b>MECHANICAL WORKS</b>							
	<b>10.1 FIRE PROTECTION SYSTEM</b>							
	B.I. PIPES SCH. 40	lm	12					
	100mm Dia includes fittings	lm	12					
	80mm Dia includes fittings	lm	54					
	65mm Dia includes fittings	lm	30					
	50mm Dia includes fittings	lm	6					
	40mm Dia includes fittings	lm	12					
	32mm Dia includes fittings	lm	283					
	25mm Dia includes fittings	pcs	56					
	Pendent type	pcs	21					
	Upright Type							
	Submitted by: [insert bidder's name]	Prepared by: [insert authorized representative's name]			Signature:			



	<b>10.2 AIR CONDITIONING SYSTEM</b>										
	Ducting including fittings										
	300X200 SAD	lm	34								
	400X300 SAD	lm	33								
	600X400 SAD	lm	31								
	800X600SAD	lm	40								
	2000X200 WLD	pcs	2								
	5000X200 WLD	pcs	5								
	5000X200 CLD	pcs	2								
	7000X200 CLD	pcs	2								
	600X600 Diffuser	pcs	18								
	600x600x200 Plenum box	pcs	18								
	Manual Volume Damper	pcs	27								
	<b>10.3 MISCELLANEOUS/ CONSUMABLE ITEMS</b>	lot	1								
	(Including accessories, other Electrical, Mechanical and Civil-related Works)										
	<b>SUB-TOTAL FOR (8) MECHANICAL WORKS</b>										
11	<b>TESTING AND COMMISSIONING</b>	lot	1								
12	<b>TOTAL DIRECT COST</b>										
	APPLIED TO TOTAL DIRECT COST LESS ITEM 1	A.	OCM							12%	
	APPLIED TO TOTAL DIRECT COST LESS ITEM 1	B.	PROFIT							8%	
	APPLIED TO TOTAL DIRECT COST	C.	VAT							5%	
	ITEM A+B+C										
	<b>TOTAL DIRECT COST PLUS MARKUP AND VAT</b>										
		TOTAL MARKUP + VAT									
		TOTAL OVERALL AMOUNT									
Submitted by: [insert bidder's name]					Prepared by: [insert authorized representative's name]					Signature:	

## ***Section IX. Checklist of Technical and Financial Documents***

### **Notes on the Checklist of Technical and Financial Documents**

The prescribed documents in the checklist are mandatory to be submitted in the Bid, but shall be subject to the following:

- a. GPPB Resolution No. 09-2020 on the efficient procurement measures during a State of Calamity or other similar issuances that shall allow the use of alternate documents in lieu of the mandated requirements; or
- b. any subsequent GPPB issuances adjusting the documentary requirements after the effectivity of the adoption of the PBDs.

The BAC shall be checking the submitted documents of each Bidder against this checklist to ascertain if they are all present, using a non-discretionary “pass/fail” criterion pursuant to Section 30 of the 2016 revised IRR of RA No. 9184.

*Note: For editable copies of the documents below, you may download the files from the link: <https://www.sec.gov.ph/procurement/prescribed-templates/#gsc.tab=0>*

## Checklist of Technical and Financial Documents

<b>I. TECHNICAL COMPONENT ENVELOPE</b>	
<i>Class "A" Documents</i>	
<i>Legal Documents</i>	
<input type="checkbox"/>	(a) Valid PhilGEPS Registration Certificate (Platinum Membership) (all pages);
<i>Technical Documents</i>	
<input type="checkbox"/>	(b) Statement of the prospective bidder of all its ongoing government and private contracts, including contracts awarded but not yet started, if any, whether similar or not similar in nature and complexity to the contract to be bid;
<input type="checkbox"/>	(c) Statement of the bidder's Single Largest Completed Contract (SLCC) similar to the contract to be bid, except under conditions provided under the rules;
<input type="checkbox"/>	(d) Special PCAB License in case of Joint Ventures <b>and</b> registration for the type and cost of the contract to be bid;
<input type="checkbox"/>	(e) Original copy of Bid Security. If in the form of a Surety Bond, submit also a certification issued by the Insurance Commission <b>or</b> Original copy of Notarized Bid Securing Declaration;
<input type="checkbox"/>	(f) Project Requirements, which shall include the following:
<input type="checkbox"/>	a. Organizational chart for the contract to be bid;
<input type="checkbox"/>	b. List of contractor's key personnel ( <i>e.g.</i> , Project Manager, Project Engineers, Materials Engineers, and Foremen), to be assigned to the contract to be bid, with their complete qualification and experience data;  <i>Note: attach all documents stated under BDS Clause 10.4</i>
<input type="checkbox"/>	c. List of contractor's major equipment units, which are owned, leased, and/or under purchase agreements, supported by proof of ownership or certification of availability of equipment from the equipment lessor/vendor for the duration of the project, as the case may be;
<input type="checkbox"/>	(g) Original duly signed Omnibus Sworn Statement (OSS) <b>and</b> if applicable, Original Notarized Secretary's Certificate in case of a corporation, partnership, or cooperative; or Original Special Power of Attorney of all members of the joint venture giving full power and authority to its officer to sign the OSS and do acts to represent the Bidder.
<i>Financial Documents</i>	
<input type="checkbox"/>	(h) The prospective bidder's computation of Net Financial Contracting Capacity (NFCC).

<i>Class "B" Documents</i>	
<input type="checkbox"/>	(i) If applicable, duly signed joint venture agreement (JVA) in accordance with RA No. 4566 and its IRR in case the joint venture is already in existence <u>or</u> duly notarized statements from all the potential joint venture partners stating that they will enter into and abide by the provisions of the JVA in the instance that the bid is successful.
<b>II. FINANCIAL COMPONENT ENVELOPE</b>	
<input type="checkbox"/>	(j) Original of duly signed and accomplished Financial Bid Form; <b>and</b>
<i>Other documentary requirements under RA No. 9184</i>	
<input type="checkbox"/>	(k) Original of duly signed Bid Prices in the Bill of Quantities; <b>and</b>
<input type="checkbox"/>	(l) Duly accomplished Detailed Estimates Form, including a summary sheet indicating the unit prices of construction materials, labor rates, and equipment rentals used in coming up with the Bid; <b>and</b>
<input type="checkbox"/>	(m) Cash Flow by Quarter.

# SAMPLE BID FORM

## BID FORM

Date : \_\_\_\_\_  
Public Bidding no. 2024-012

**To: Securities and Exchange Commission  
SEC Headquarters  
7907 Makati Avenue, Salcedo Village,  
Belair, Makati City**

Having examined the Philippine Bidding Documents (PBDs) including the Supplemental or Bid Bulletin Numbers *[insert numbers]*, the receipt of which is hereby duly acknowledged, we, the undersigned, declare that:

<b>PROJECT Description</b>	<b>Approved Budget for the Contract,</b>  inclusive of all applicable taxes and other charges	<b>Total Bid Price,</b>  inclusive of all applicable taxes and other charges
Supply of Labor, Materials And Equipment for the SEC Studio/Mini Auditorium	Php 149,456,471.00	Php _____
<b>Amount in words:</b> _____		

- a. We have no reservation to the PBDs, including the Supplemental or Bid Bulletins, for the Procurement Project: *[insert name of contract]*;
- b. We offer to execute the Works for this Contract in accordance with the PBDs;
- c. The total price of our Bid in words and figures, excluding any discounts offered below is: *[insert information]*;
- d. The discounts offered and the methodology for their application are: *[insert information]*;
- e. The total bid price includes the cost of all taxes, such as, but not limited to: *[specify the applicable taxes, e.g. (i) value added tax (VAT), (ii) income tax, (iii) local taxes, and (iv) other fiscal levies and duties]*, which are itemized herein and reflected in

the detailed estimates,

- f. Our Bid shall be valid within the period stated in the PBDs, and it shall remain binding upon us at any time before the expiration of that period;
- g. If our Bid is accepted, we commit to obtain a Performance Security in the amount of *[insert percentage amount]* percent of the Contract Price for the due performance of the Contract, or a Performance Securing Declaration in lieu of the the allowable forms of Performance Security, subject to the terms and conditions of issued GPPB guidelines<sup>1</sup> for this purpose;
- h. We are not participating, as Bidders, in more than one Bid in this bidding process, other than alternative offers in accordance with the Bidding Documents;
- i. We understand that this Bid, together with your written acceptance thereof included in your notification of award, shall constitute a binding contract between us, until a formal Contract is prepared and executed; and
- j. We understand that you are not bound to accept the Lowest Calculated Bid or any other Bid that you may receive.
- k. We likewise certify/confirm that the undersigned, is the duly authorized representative of the bidder, and granted full power and authority to do, execute and perform any and all acts necessary to participate, submit the bid, and to sign and execute the ensuing contract for the [Name of Project] of the [Name of the Procuring Entity].
- l. We acknowledge that failure to sign each and every page of this Bid Form, including the Bill of Quantities, shall be a ground for the rejection of our bid.

Name: \_\_\_\_\_

Legal Capacity: \_\_\_\_\_

Signature: \_\_\_\_\_

Duly authorized to sign the Bid for and behalf of: \_\_\_\_\_

Date: \_\_\_\_\_

\_\_\_\_\_

