

QUARTERLY REPORT OF REVENUE AND OTHER RECEIPTS
As at the Quarter Ending December 31, 2019

Department : Department of Finance (DOF)
 Agency : Securities and Exchange Commission
 Operating Unit : < not applicable >
 Organization Code : 11 011 0000000
 Fund Cluster : 01 - Regular Agency Fund

Classification/Sources of Revenue and Other Receipts	UACS CODE	REVENUE TARGET (Annual) per BESF	Actual Revenue and Other Receipts Collections					Cumulative Remittance/Deposits to Date			Variance		Remarks
			1st Quarter Ending March 31	2nd Quarter Ending June 30	3rd Quarter Ending Sept. 30	4th Quarter Ending Dec. 31	Total	Remittance to BTr	Deposited with AGDB	TOTAL	Amount	%	
1	2	3	4	5	6	7	8=[(6+(-)7]-8+9]	9	10	11=(9+10)	12=(8-3)	13=(12/3)	14
Regular Agency Fund		2,472,778,000.00	564,519,381.32	73,034,519.71	166,602,429.54	227,163,946.46	1,031,320,277.03	1,064,284,459.50	0.00	1,064,284,459.50	(1,441,457,722.97)	-58 %	
Revenue Collections		2,472,778,000.00	555,341,475.94	70,439,720.39	156,574,685.64	226,428,834.33	1,008,784,716.30	1,042,185,907.76	0.00	1,042,185,907.76	(1,463,993,283.70)	-59 %	
Cash Revenue		2,472,778,000.00	555,341,475.94	70,439,720.39	156,574,685.64	226,428,834.33	1,008,784,716.30	1,042,185,907.76	0.00	1,042,185,907.76	(1,463,993,283.70)	-59 %	
Non-Tax		2,472,778,000.00	555,341,475.94	70,439,720.39	156,574,685.64	226,428,834.33	1,008,784,716.30	1,042,185,907.76	0.00	1,042,185,907.76	(1,463,993,283.70)	-59 %	
Registration Fees	4020102000	1,905,846,000.00	414,459,059.46	16,127,881.40	20,184,319.14	93,584,558.25	544,355,818.25	577,303,465.53	0.00	577,303,465.53	(1,361,490,181.75)	-71 %	
Licensing Fees	4020106000	32,109,000.00	8,221,007.36	6,831,046.72	6,792,832.81	28,152,412.88	49,997,299.77	49,878,550.03	0.00	49,878,550.03	17,888,299.77	56 %	
Fines and Penalties - Service Income	4020114000	242,283,000.00	23,270,830.94	1,689,528.40	3,246,670.24	28,323,319.22	56,530,348.80	57,014,339.72	0.00	57,014,339.72	(185,752,651.20)	-77 %	
Other Service Income	4020199099	292,540,000.00	109,390,578.18	45,791,263.87	126,350,863.45	76,368,543.98	357,901,249.48	357,989,552.48	0.00	357,989,552.48	65,361,249.48	22 %	
Non-Revenue Collections/Other Receipts		0.00	9,177,905.38	2,594,799.32	10,027,743.90	735,112.13	22,535,560.73	22,098,551.74	0.00	22,098,551.74	22,535,560.73	0 %	
Cash Receipts		0.00	9,177,905.38	2,594,799.32	10,027,743.90	735,112.13	22,535,560.73	22,098,551.74	0.00	22,098,551.74	22,535,560.73	0 %	
Others		0.00	9,177,905.38	2,594,799.32	10,027,743.90	735,112.13	22,535,560.73	22,098,551.74	0.00	22,098,551.74	22,535,560.73	0 %	
Petty Cash	1010102000	0.00	0.00	0.00	12,879.13	122,278.00	135,157.13	23,483.13	0.00	23,483.13	135,157.13	0 %	
Due from National Government Agencies	1030301000	0.00	77,825.00	2,545,286.84	9,030,367.40	64,130.56	11,717,609.80	11,717,609.80	0.00	11,717,609.80	11,717,609.80	0 %	
Due from Officers and Employees	1030502000	0.00	28,352.03	0.00	4,910.82	0.00	33,262.85	33,262.85	0.00	33,262.85	33,262.85	0 %	
Other Receivables	1030599000	0.00	236,793.37	0.00	0.00	0.00	236,793.37	236,793.37	0.00	236,793.37	236,793.37	0 %	
Advances for Special Disbursing Officer	1990103000	0.00	11,141.55	0.00	761,453.12	210,000.00	982,594.67	772,594.67	0.00	772,594.67	982,594.67	0 %	
Advances to Officers and Employees	1990104000	0.00	111,742.06	46,804.49	58,992.49	305,202.68	522,741.72	405,054.73	0.00	405,054.73	522,741.72	0 %	
Due to BIR	2020101000	0.00	16,787.26	0.00	157,005.60	18,309.89	192,102.75	192,102.75	0.00	192,102.75	192,102.75	0 %	
Government Equity	3010101000	0.00	8,692,831.19	2,707.99	0.00	678.00	8,696,217.18	8,696,217.18	0.00	8,696,217.18	8,696,217.18	0 %	
Training Expenses	5020201002	0.00	233.00	0.00	2,125.00	14,513.00	16,871.00	19,223.00	0.00	19,223.00	16,871.00	0 %	
Mobile	5020502001	0.00	649.92	0.00	0.00	0.00	649.92	649.92	0.00	649.92	649.92	0 %	
Internet Subscription Expenses	5020503000	0.00	1,550.00	0.00	0.00	0.00	1,550.00	1,550.00	0.00	1,550.00	1,550.00	0 %	
Taxes, Duties and Licenses	5021501001	0.00	0.00	0.00	10.34	0.00	10.34	10.34	0.00	10.34	10.34	0 %	
TOTAL		2,472,778,000.00	564,519,381.32	73,034,519.71	166,602,429.54	227,163,946.46	1,031,320,277.03	1,064,284,459.50	0.00	1,064,284,459.50	(1,441,457,722.97)	-58 %	

Certified Correct:


ESGUERRA DONDIE QUIBAN

Department Chief/Accountant

Date: 2020-02-03 10:45:54.0

Recommending Approval:


BANARIA ADELAIDA NAVARRO

Director of Financial Management Services (FMS) or Equivalent

Date: 2020-02-03 10:51:11.0

Approved By:


AQUINO EMILIO BENITO


Agency/Entity Head or Authorized Representative


Date: 2020-02-03 10:55:59.0


QUARTERLY REPORT OF REVENUE AND OTHER RECEIPTS
As at the Quarter Ending December 31, 2019

Department : Department of Finance (DOF)
 Agency : Securities and Exchange Commission
 Operating Unit : < not applicable >
 Organization Code : 11 011 0000000
 Fund Cluster : 05 - Internally Generated Funds

Classification/Sources of Revenue and Other Receipts	UACS CODE	REVENUE TARGET (Annual) per BESF	Actual Revenue and Other Receipts Collections					Cumulative Remittance/Deposits to Date			Variance		Remarks
			1st Quarter Ending March 31	2nd Quarter Ending June 30	3rd Quarter Ending Sept. 30	4th Quarter Ending Dec. 31	Total	Remittance to BTr	Deposited with AGDB	TOTAL	Amount	%	
1	2	3	4	5	6	7	8=[(6+(-)7)-8+9]	9	10	11=(9+10)	12=(8-3)	13=(12/3)	14
Internally Generated Funds		100,000,000.00	262,291,459.51	460,340,815.31	707,123,867.84	952,277,158.41	2,382,033,301.07	0.00	2,363,892,257.70	2,363,892,257.70	2,282,033,301.07	2,282 %	
Revenue Collections		100,000,000.00	262,291,459.51	460,340,815.31	707,123,867.84	952,277,158.41	2,382,033,301.07	0.00	2,363,892,257.70	2,363,892,257.70	2,282,033,301.07	2,282 %	
Cash Revenue		100,000,000.00	262,291,459.51	460,340,815.31	707,123,867.84	952,277,158.41	2,382,033,301.07	0.00	2,363,892,257.70	2,363,892,257.70	2,282,033,301.07	2,282 %	
Non-Tax		100,000,000.00	262,291,459.51	460,340,815.31	707,123,867.84	952,277,158.41	2,382,033,301.07	0.00	2,363,892,257.70	2,363,892,257.70	2,282,033,301.07	2,282 %	
Registration Fees	4020102000	100,000,000.00	262,291,459.51	460,340,815.31	707,123,867.84	952,277,158.41	2,382,033,301.07	0.00	2,363,892,257.70	2,363,892,257.70	2,282,033,301.07	2,282 %	
TOTAL		100,000,000.00	262,291,459.51	460,340,815.31	707,123,867.84	952,277,158.41	2,382,033,301.07	0.00	2,363,892,257.70	2,363,892,257.70	2,282,033,301.07	2,282 %	

Certified Correct:

 ESGUERRA DONDIE QUIBAN
 Department Chief Accountant
 Date: 2020-02-03 10:45:54.0


Recommending Approval:

 BANARIA ADELANDA NAVARRO
 Director of Financial Management Services (FMS) or Equivalent
 Date: 2020-02-03 10:51:11.0


Approved By:

 AQUINO EMILIO BENITO
 Agency/Entity Head or Authorized Representative
 Date: 2020-02-03 10:55:59.0


QUARTERLY REPORT OF REVENUE AND OTHER RECEIPTS
As at the Quarter Ending December 31, 2019

Department : Department of Finance (DOF)
 Agency : Securities and Exchange Commission
 Operating Unit : < not applicable >
 Organization Code : 11 011 0000000
 Fund Cluster : 07 - Trust Receipts

Classification/Sources of Revenue and Other Receipts	UACS CODE	REVENUE TARGET (Annual) per BESF	Actual Revenue and Other Receipts Collections					Cumulative Remittance/Deposits to Date			Variance		Remarks
			1st Quarter Ending March 31	2nd Quarter Ending June 30	3rd Quarter Ending Sept. 30	4th Quarter Ending Dec. 31	Total	Remittance to BTr	Deposited with AGDB	TOTAL	Amount	%	
1	2	3	4	5	6	7	8=[(6+(-)7)-8+9]	9	10	11=(9+10)	12=(8-3)	13=(12/3)	14
Trust Receipts		0.00	6,762,578.47	5,488,158.20	7,909,566.80	11,022,539.00	31,182,842.47	31,325,847.08	0.00	31,325,847.08	31,182,842.47	0 %	
Inter-Agency Transferred Funds (IATF) Deposited with the National Treasury		0.00	6,762,578.47	5,488,158.20	7,909,566.80	11,022,539.00	31,182,842.47	31,325,847.08	0.00	31,325,847.08	31,182,842.47	0 %	
legal research fee		0.00	6,762,578.47	4,772,098.20	6,809,816.80	9,969,839.00	28,314,332.47	28,467,267.08	0.00	28,467,267.08	28,314,332.47	0 %	
Documentary Stamps Tax		0.00	0.00	716,060.00	1,099,750.00	1,052,700.00	2,868,510.00	2,858,580.00	0.00	2,858,580.00	2,868,510.00	0 %	
TOTAL		0.00	6,762,578.47	5,488,158.20	7,909,566.80	11,022,539.00	31,182,842.47	31,325,847.08	0.00	31,325,847.08	31,182,842.47	0 %	

Certified Correct:

ESGUERRA DONDIE QUIBAN
 Department Chief Accountant
 Date: 2020-02-03 10:45:54.0

Recommending Approval:

BANARIA ADELAIDA NAVARRO
 Director of Financial Management Services (FMS) or Equivalent
 Date: 2020-02-03 10:51:11.0

Approved By:

AQUINO EMILIO BENITO
 Agency/Entity Head or Authorized Representative
 Date: 2020-02-03 10:55:59.0

QUARTERLY REPORT OF REVENUE AND OTHER RECEIPTS
As at the Quarter Ending December 31, 2019

Department : Department of Finance (DOF)
 Agency : Securities and Exchange Commission
 Operating Unit : < not applicable >
 Organization Code : 11 011 0000000
 Fund Cluster : 06 - Business Related Funds

Classification/Sources of Revenue and Other Receipts	UACS CODE	REVENUE TARGET (Annual) per BESF	Actual Revenue and Other Receipts Collections					Cumulative Remittance/Deposits to Date			Variance		Remarks
			1st Quarter Ending March 31	2nd Quarter Ending June 30	3rd Quarter Ending Sept. 30	4th Quarter Ending Dec. 31	Total	Remittance to BTr	Deposited with AGDB	TOTAL	Amount	%	
1	2	3	4	5	6	7	B=[(6+(-)7)-8+9]	9	10	11=(9+10)	12=(8-3)	13=(12/3)	14
Business Related Funds		0.00	4,160,034.22	4,104,789.92	5,129,888.47	4,221,682.22	17,616,394.83	0.00	17,616,394.83	17,616,394.83	17,616,394.83	0 %	
Revenue Collections		0.00	4,148,371.47	4,102,199.97	5,123,259.97	4,208,559.97	17,582,391.38	0.00	17,582,391.38	17,582,391.38	17,582,391.38	0 %	
Cash Revenue		0.00	4,148,371.47	4,102,199.97	5,123,259.97	4,208,559.97	17,582,391.38	0.00	17,582,391.38	17,582,391.38	17,582,391.38	0 %	
Non-Tax		0.00	4,148,371.47	4,102,199.97	5,123,259.97	4,208,559.97	17,582,391.38	0.00	17,582,391.38	17,582,391.38	17,582,391.38	0 %	
Seminar/Training Fees	4020204000	0.00	1,501,771.50	1,455,600.00	2,212,000.00	1,297,300.00	6,466,671.50	0.00	6,466,671.50	6,466,671.50	6,466,671.50	0 %	
Rent/Lease Income	4020205000	0.00	2,646,599.97	2,646,599.97	2,911,259.97	2,911,259.97	11,115,719.88	0.00	11,115,719.88	11,115,719.88	11,115,719.88	0 %	
Non-Revenue Collections/Other Receipts		0.00	11,662.75	2,589.95	6,628.50	13,122.25	34,003.45	0.00	34,003.45	34,003.45	34,003.45	0 %	
Cash Receipts		0.00	11,662.75	2,589.95	6,628.50	13,122.25	34,003.45	0.00	34,003.45	34,003.45	34,003.45	0 %	
Others		0.00	11,662.75	2,589.95	6,628.50	13,122.25	34,003.45	0.00	34,003.45	34,003.45	34,003.45	0 %	
Advances for Special Disbursing Officer	1990103000	0.00	9,468.00	1,415.95	5,105.00	13,122.25	29,111.20	0.00	29,111.20	29,111.20	29,111.20	0 %	
Advances to Officers and Employees	1990104000	0.00	2,194.75	1,174.00	1,523.50	0.00	4,892.25	0.00	4,892.25	4,892.25	4,892.25	0 %	
TOTAL		0.00	4,160,034.22	4,104,789.92	5,129,888.47	4,221,682.22	17,616,394.83	0.00	17,616,394.83	17,616,394.83	17,616,394.83	0 %	

Certified Correct:

ESGUERRA DONDIE QUIBAN

Department Chief Accountant

Date: 2020-02-03 10:45:54.0

Recommending Approval:

BANARI ADELAIDA NAVARRO

Director of Financial Management Services (FMS) or Equivalent

Date: 2020-02-03 10:51:11.0

Approved By:

AQUINO ERIC BENITO

Agency/Entry Head or Authorized Representative

Date: 2020-02-03 10:55:59.0