


**QUARTERLY REPORT OF REVENUE AND OTHER RECEIPTS**  
As at the Quarter Ending December 31, 2022

Department : Department of Finance (DOF)  
 Agency : Securities and Exchange Commission  
 Operating Unit : < not applicable >  
 Organization Code (UACS) : 11 011 0000000  
 Fund Cluster : 01 - Regular Agency Fund

Classification/Sources of Revenue and Other Receipts	UACS CODE	REVENUE TARGET (Annual) per BESF	Actual Revenue and Other Receipts Collections					Cumulative Remittance/Deposits to Date			Variance		Remarks
			1st Quarter Ending March 31	2nd Quarter Ending June 30	3rd Quarter Ending Sept. 30	4th Quarter Ending Dec. 31	Total	Remittance to BTR	Deposited with AGDB	TOTAL	Amount	%	
			4	5	6	7	8=[6+(7)-8+9]	9	10	11=(9+10)	12=[8-3]	13=(12/3)	
<b>Regular Agency Fund</b>		0.00	148,838,690.98	108,863,891.16	149,787,980.28	70,890,484.40	478,381,046.82	475,010,551.11	3,471,069.15	478,481,620.26	478,381,046.82	0 %	
<b>Revenue Collections</b>		0.00	143,579,746.24	108,534,028.73	148,990,167.29	68,415,961.42	469,519,903.68	469,670,051.08	0.00	469,670,051.08	469,519,903.68	0 %	
<b>Cash Revenue</b>		0.00	143,579,746.24	108,534,028.73	148,990,167.29	68,415,961.42	469,519,903.68	469,670,051.08	0.00	469,670,051.08	469,519,903.68	0 %	
<b>Non-Tax</b>		0.00	143,579,746.24	108,534,028.73	148,990,167.29	68,415,961.42	469,519,903.68	469,670,051.08	0.00	469,670,051.08	469,519,903.68	0 %	
Registration Fees	4020102000	0.00	31,193,535.13	44,939,207.43	32,146,058.27	7,469,842.39	115,748,643.22	115,748,643.22	0.00	115,748,643.22	115,748,643.22	0 %	
Licensing Fees	4020106000	0.00	3,181,024.50	1,910,383.82	1,972,907.06	2,414,963.37	9,479,078.75	9,468,797.50	0.00	9,468,797.50	9,479,078.75	0 %	
Fines and Penalties - Service Income	4020114000	0.00	8,042,149.00	8,697,716.55	8,855,975.62	11,881,167.18	37,477,008.35	37,627,369.50	0.00	37,627,369.50	37,477,008.35	0 %	
Other Service Income	4020199099	0.00	101,163,037.61	52,986,920.93	106,015,226.34	46,649,988.48	306,815,173.36	306,825,240.86	0.00	306,825,240.86	306,815,173.36	0 %	
<b>Non-Revenue Collections/Other Receipts</b>		0.00	5,258,944.74	329,862.43	797,812.99	2,474,522.98	8,861,143.14	5,340,500.03	3,471,069.15	8,811,569.18	8,861,143.14	0 %	
<b>Cash Receipts</b>		0.00	5,258,944.74	329,862.43	797,812.99	2,474,522.98	8,861,143.14	5,340,500.03	3,471,069.15	8,811,569.18	8,861,143.14	0 %	
<b>Others</b>		0.00	5,258,944.74	329,862.43	797,812.99	2,474,522.98	8,861,143.14	5,340,500.03	3,471,069.15	8,811,569.18	8,861,143.14	0 %	
Petty Cash	1010102000	0.00	16,935.10	0.00	8,565.05	0.00	25,500.15	0.00	25,500.15	25,500.15	25,500.15	0 %	
Receivables - Disallowances/Charges	1030501000	0.00	0.00	437.67	0.00	0.00	437.67	437.67	0.00	437.67	437.67	0 %	
Due from Officers and Employees	1030502000	0.00	0.00	257,898.12	700.28	232.13	258,830.53	0.00	258,830.53	258,830.53	258,830.53	0 %	
Other Receivables	1030599000	0.00	12,958.20	0.00	15,911.34	1,956,945.26	1,987,814.80	0.00	1,987,814.80	1,987,814.80	1,987,814.80	0 %	
Advances for Special Disbursing Officer	1990103000	0.00	0.00	0.00	33,307.00	479,135.67	512,442.67	0.00	462,868.71	462,868.71	512,442.67	0 %	
Advances to Officers and Employees	1990104000	0.00	334,536.71	4,123.25	363.00	10,481.92	349,524.88	0.00	349,524.88	349,524.88	349,524.88	0 %	
Due to BIR	2020101000	0.00	95,094.20	64,478.74	0.00	0.00	159,572.94	0.00	159,572.94	159,572.94	159,572.94	0 %	
Government Equity	3010101000	0.00	4,740,020.53	2,924.65	738,946.32	10,000.00	5,491,891.50	5,340,062.36	151,829.14	5,491,891.50	5,491,891.50	0 %	
Training Expenses	5020201002	0.00	0.00	0.00	0.00	15,728.00	15,728.00	0.00	15,728.00	15,728.00	15,728.00	0 %	
Office Supplies Expenses	5020301002	0.00	58,400.00	0.00	0.00	0.00	58,400.00	0.00	58,400.00	58,400.00	58,400.00	0 %	
<b>TOTAL</b>		0.00	148,838,690.98	108,863,891.16	149,787,980.28	70,890,484.40	478,381,046.82	475,010,551.11	3,471,069.15	478,481,620.26	478,381,046.82	0 %	

**Certified Correct:**  
  
 MA. ALISA A. JUMANGIT  
 Assistant Director, Accounting Division  
 Date:


**Recommending Approval:**  
  
 DONDIE O. ESCOBERRA  
 Director, Financial Management Department  
 Date:

**Approved By:**  
  
 EMILIO B. ACUINO  
 Chairperson  
 Date:

**QUARTERLY REPORT OF REVENUE AND OTHER RECEIPTS**  
As at the Quarter Ending December 31, 2022

Department : Department of Finance (DOF)  
 Agency : Securities and Exchange Commission  
 Operating Unit : < not applicable >  
 Organization Code (UACS) : 11 011 0000000  
 Fund Cluster : 05 - Internally Generated Funds

Classification/Sources of Revenue and Other Receipts	UACS CODE	REVENUE TARGET (Annual) per BESF	Actual Revenue and Other Receipts Collections					Total	Cumulative Remittance/Deposits to Date			Variance		Remarks
			1st Quarter Ending March 31	2nd Quarter Ending June 30	3rd Quarter Ending Sept. 30	4th Quarter Ending Dec. 31	8=[(6+(-)7)-8+9]		Remittance to BTr	Deposited with ASDB	TOTAL	Amount	%	
1	2	3	4	5	6	7	8=[(6+(-)7)-8+9]	9	10	11=(9+10)	12=(8-3)	13=(12/3)	14	
<b>Internally Generated Funds</b>		2,707,159,076.01	819,783,936.32	550,393,138.94	639,508,085.83	967,385,431.73	2,977,070,592.82	0.00	2,969,054,317.34	2,969,054,317.34	269,911,516.81	10 %		
<b>Revenue Collections</b>		2,707,159,076.01	819,783,936.32	550,393,138.94	639,508,085.83	967,385,431.73	2,977,070,592.82	0.00	2,969,054,317.34	2,969,054,317.34	269,911,516.81	10 %		
<b>Cash Revenue</b>		2,707,159,076.01	819,783,936.32	550,393,138.94	639,508,085.83	967,385,431.73	2,977,070,592.82	0.00	2,969,054,317.34	2,969,054,317.34	269,911,516.81	10 %		
<b>Non-Tax</b>		2,707,159,076.01	819,783,936.32	550,393,138.94	639,508,085.83	967,385,431.73	2,977,070,592.82	0.00	2,969,054,317.34	2,969,054,317.34	269,911,516.81	10 %		
Registration Fees	4020102000	2,419,384,084.84	667,367,556.94	497,298,921.08	573,362,280.48	883,525,516.10	2,621,574,274.60	0.00	2,614,015,048.12	2,614,015,048.12	202,190,189.76	8 %		
Licensing Fees	4020106000	21,772,650.76	2,425,021.59	1,804,364.83	2,191,771.25	22,951,273.23	29,372,630.90	0.00	29,379,130.90	29,379,130.90	7,599,980.14	35 %		
Fines and Penalties - Service Income	4020114000	110,530,596.60	30,616,258.64	32,957,274.68	34,904,244.05	37,137,383.80	135,615,161.37	0.00	135,266,535.37	135,266,535.37	25,084,564.77	23 %		
Other Service Income	4020199099	155,471,743.61	119,355,098.95	18,332,378.35	21,443,814.27	19,634,521.08	178,765,812.65	0.00	178,650,889.65	178,650,889.65	23,294,068.84	15 %		
Rent/Lease Income	4020205000	0.00	0.00	0.00	7,605,975.78	4,136,737.52	11,742,713.30	0.00	11,742,713.30	11,742,713.30	11,742,713.30	0 %		
<b>TOTAL</b>		2,707,159,076.01	819,783,936.32	550,393,138.94	639,508,085.83	967,385,431.73	2,977,070,592.82	0.00	2,969,054,317.34	2,969,054,317.34	269,911,516.81	10 %		

Certified Correct:  
  
 MA. ALISA A. JUMANGI  
 Assistant Director, Accounting Division  
 Date:


Recommending Approval:  
  
 DONDIE Q. ESGUERRA  
 Director, Financial Management Department  
 Date:

Approved By:  
  
 EMILIO B. AQUINO  
 Chairperson  
 Date:


**QUARTERLY REPORT OF REVENUE AND OTHER RECEIPTS**  
As at the Quarter Ending December 31, 2022

Department : Department of Finance (DOF)  
 Agency : Securities and Exchange Commission  
 Operating Unit : < not applicable >  
 Organization Code (UACS) : 11 011 0000000  
 Fund Cluster : 07 - Trust Receipts

Classification/Sources of Revenue and Other Receipts	UACS CODE	REVENUE TARGET (Annual) per BESF	Actual Revenue and Other Receipts Collections					Cumulative Remittance/Deposits to Date			Variance		Remarks
			1st Quarter Ending March 31	2nd Quarter Ending June 30	3rd Quarter Ending Sept. 30	4th Quarter Ending Dec. 31	Total	Remittance to BTR	Deposited with AGDS	TOTAL	Amount	%	
1	2	3	4	5	6	7	8=[(6+(-17)-8+9)]	9	10	11=(9+10)	12=(8-3)	13=(12/3)	14
<b>Trust Receipts</b>		0.00	17,794,712.70	11,077,610.27	9,400,089.09	11,902,307.14	50,174,719.20	43,190,036.15	6,905,962.01	50,095,998.16	50,174,719.20	0 %	
Inter-Agency Transferred Funds (IATF) Deposited with the National Treasury		0.00	15,825,712.70	7,830,110.27	8,258,089.09	11,429,807.14	43,343,719.20	36,359,036.15	6,905,962.01	43,264,998.16	43,343,719.20	0 %	
Legal Research Fee - University of the Philippines		0.00	8,001,790.63	5,961,090.26	6,177,009.09	8,587,857.14	29,727,847.12	29,652,606.08	0.00	29,652,606.08	29,727,847.12	0 %	
Documentary Stamp Tax		0.00	1,893,222.00	1,869,020.01	2,081,080.00	1,841,850.00	7,685,172.01	775,730.00	6,905,962.01	7,681,692.01	7,685,172.01	0 %	
Due from Other Funds		0.00	5,930,700.07	0.00	0.00	0.00	5,930,700.07	5,930,700.07	0.00	5,930,700.07	5,930,700.07	0 %	
<b>Other Trust Receipts Deposited with the National Treasury</b>		0.00	1,969,000.00	3,247,500.00	1,142,000.00	472,500.00	6,831,000.00	6,831,000.00	0.00	6,831,000.00	6,831,000.00	0 %	
Seminar/Training Fees		0.00	289,000.00	1,567,500.00	1,142,000.00	472,500.00	3,471,000.00	3,471,000.00	0.00	3,471,000.00	3,471,000.00	0 %	
Rent/Lease Income		0.00	1,680,000.00	1,680,000.00	0.00	0.00	3,360,000.00	3,360,000.00	0.00	3,360,000.00	3,360,000.00	0 %	
<b>TOTAL</b>		0.00	17,794,712.70	11,077,610.27	9,400,089.09	11,902,307.14	50,174,719.20	43,190,036.15	6,905,962.01	50,095,998.16	50,174,719.20	0 %	

Certified Correct:  
  
 MA. ALISA A. JUMANGIT  
 Assistant Director, Accounting Division  
 Date:

Recommending Approval:  
  
 DONDIE C. ESEARRA  
 Director, Financial Management Department  
 Date:

Approved By  
  
 EMILIO B. AQUINO  
 Chairperson  
 Date: