

Freedom of Information Program

Agency: Securities and Exchange Commission

Receiving Officer: Abigail K. Guimpayan
Designation: SEC Accounting Specialist III
Office: Financial Management Department

Receiving Office: The SEC Headquarters, 7907, Makati Avenue, Salcedo Village, Bel-Air, Makati City

Contact Nos.: 8818-6585
Email: akguimpayan@sec.gov.ph

Step 1

Go to www.foi.gov.ph to your browser's home address.



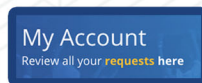
Step 2

Click the Sign Up button and provide all the required fields. Attach a valid ID to create an account.




Step 3

Once logged-in, you will be directed to your Dashboard. The Dashboard contains all the FOI requests of the account owner.



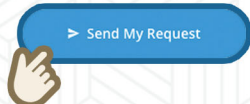
Step 4

Click the Make a Request button then select the name of the agency you wish to ask.



Step 5

You will now be directed to the Make a Request Page. Accomplish all fields then click Send My Request.



Step 6

The agency will evaluate your request and will notify you within 15 working days.



Step 7

The agency will prepare the information for release, based on your desired format. It will be sent to you depending on the receipt of preference.



Mode of request

STANDARD



Submit request form with necessary personal documents

or

eFOI



Lodge a request through the eFOI Portal (foi.gov.ph)

FOI Appeals

If you are not satisfied with the response to your FOI request, you may ask us to carry out an internal review of the response by writing to sec_foi@sec.gov.ph. Your review request should explain why you are dissatisfied with the response, and should be made within 15 calendar days from the date when you received this letter. We will complete the review and tell you the result within 30 calendar days from the date when we receive your appeal.



FREEDOM OF INFORMATION PHILIPPINES

Be informed. Be engaged. Know your government better.

Freedom of Information Program

Agency: Securities and Exchange Commission

Receiving Officer: Alma D. Legaspi
Designation: Securities Specialist I
Office: SEC - Tarlac Extension Office

Receiving Officer 2F Legislative Bldg., City Hall, Tarlac City

Contact No: (045) 491-0140; 4910142
Email: adlegaspi@sec.gov.ph

Step 1

Go to www.foi.gov.ph to your browser's home address.



Step 2

Click the Sign Up button and provide all the required fields. Attach a valid ID to create an account.



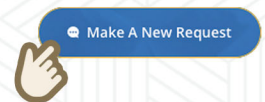
Step 3

Once logged-in, you will be directed to your Dashboard. The Dashboard contains all the FOI requests of the account owner.



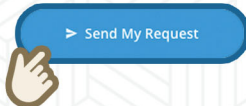
Step 4

Click the Make a Request button then select the name of the agency you wish to ask.



Step 5

You will now be directed to the Make a Request Page. Accomplish all fields then click Send My Request.



Step 6

The agency will evaluate your request and will notify you within 15 working days.



Step 7

The agency will prepare the information for release, based on your desired format. It will be sent to you depending on the receipt of preference.



Mode of request

STANDARD



Submit request form with necessary personal documents

or

eFOI



Lodge a request through the eFOI Portal (foi.gov.ph)

FOI Appeals

If you are not satisfied with the response to your FOI request, you may ask us to carry out an internal review of the response by writing to sec_foi@sec.gov.ph. Your review request should explain why you are dissatisfied with the response, and should be made within 15 calendar days from the date when you received this letter. We will complete the review and tell you the result within 30 calendar days from the date when we receive your appeal.



FREEDOM OF INFORMATION PHILIPPINES

Be **informed**. Be **engaged**. Know your government better.

Freedom of Information Program

Agency: Securities and Exchange Commission

Receiving Officer: Anjanette H. Sollano
Designation: SEC Administrative Assistant II
Office: SEC - Cebu Extension Office

Receiving Office: 12F Apple-One Equicom Tower, Mindanao Avenue, Cor. Biliran St., Cebu Business Park, Cebu City
Contact Nos.: (032) 253-5337
Email: abheramiz@sec.gov.ph

Step 1

Go to www.foi.gov.ph to your browser's home address.



Step 2

Click the Sign Up button and provide all the required fields. Attach a valid ID to create an account.



Step 3

Once logged-in, you will be directed to your Dashboard. The Dashboard contains all the FOI requests of the account owner.



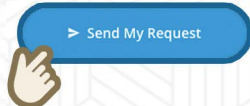
Step 4

Click the Make a Request button then select the name of the agency you wish to ask.



Step 5

You will now be directed to the Make a Request Page. Accomplish all fields then click Send My Request.



Step 6

The agency will evaluate your request and will notify you within 15 working days.



Step 7

The agency will prepare the information for release, based on your desired format. It will be sent to you depending on the receipt of preference.



Mode of request

STANDARD



Submit request form with necessary personal documents

or

eFOI



Lodge a request through the eFOI Portal (foi.gov.ph)

FOI Appeals

If you are not satisfied with the response to your FOI request, you may ask us to carry out an internal review of the response by writing to sec_foi@sec.gov.ph. Your review request should explain why you are dissatisfied with the response, and should be made within 15 calendar days from the date when you received this letter. We will complete the review and tell you the result within 30 calendar days from the date when we receive your appeal.



FREEDOM OF INFORMATION PHILIPPINES

Be **informed**. Be **engaged**. Know your government better.

Freedom of Information Program

Agency: Securities and Exchange Commission

Receiving Officer: Art Bryan C. Gonzales
Designation: SEC Administrative Assistant II
Office: Markets and Securities Regulation Department

Receiving Office: The SEC Headquarters, 7907, Makati Avenue, Salcedo Village, Bel-Air, Makati City

Contact Nos.: 8818-5703
Email: abcgonzales@sec.gov.ph

Step 1

Go to www.foi.gov.ph to your browser's home address.



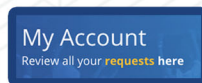
Step 2

Click the Sign Up button and provide all the required fields. Attach a valid ID to create an account.




Step 3

Once logged-in, you will be directed to your Dashboard. The Dashboard contains all the FOI requests of the account owner.



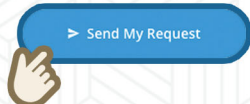
Step 4

Click the Make a Request button then select the name of the agency you wish to ask.



Step 5

You will now be directed to the Make a Request Page. Accomplish all fields then click Send My Request.



Step 6

The agency will evaluate your request and will notify you within 15 working days.



Step 7

The agency will prepare the information for release, based on your desired format. It will be sent to you depending on the receipt of preference.



Mode of request

STANDARD



Submit request form with necessary personal documents

or

eFOI



Lodge a request through the eFOI Portal (foi.gov.ph)

FOI Appeals

If you are not satisfied with the response to your FOI request, you may ask us to carry out an internal review of the response by writing to sec_foi@sec.gov.ph. Your review request should explain why you are dissatisfied with the response, and should be made within 15 calendar days from the date when you received this letter. We will complete the review and tell you the result within 30 calendar days from the date when we receive your appeal.



FREEDOM OF INFORMATION PHILIPPINES

Be **informed**. Be **engaged**. Know your government better.

Freedom of Information Program

Agency: Securities and Exchange Commission

Receiving Officer: Asuncion D. Grecia
Designation: Securities Specialist III
Office: SEC-Iloilo Extension Office

Receiving Office: SEC Bldg., Gen Hughes St., Iloilo City

Contact Nos.: (033) 337-9984
Email: adgrecia@sec.gov.ph

Step 1

Go to www.foi.gov.ph to your browser's home address.



Step 2

Click the Sign Up button and provide all the required fields. Attach a valid ID to create an account.



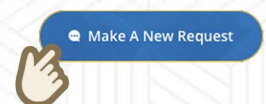
Step 3

Once logged-in, you will be directed to your Dashboard. The Dashboard contains all the FOI requests of the account owner.



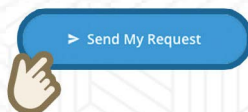
Step 4

Click the Make a Request button then select the name of the agency you wish to ask.



Step 5

You will now be directed to the Make a Request Page. Accomplish all fields then click Send My Request.



Step 6

The agency will evaluate your request and will notify you within 15 working days.



Step 7

The agency will prepare the information for release, based on your desired format. It will be sent to you depending on the receipt of preference.



Mode of request

STANDARD



Submit request form with necessary personal documents

or

eFOI



Lodge a request through the eFOI Portal (foi.gov.ph)

FOI Appeals

If you are not satisfied with the response to your FOI request, you may ask us to carry out an internal review of the response by writing to sec_foi@sec.gov.ph. Your review request should explain why you are dissatisfied with the response, and should be made within 15 calendar days from the date when you received this letter. We will complete the review and tell you the result within 30 calendar days from the date when we receive your appeal.



FREEDOM OF INFORMATION PHILIPPINES

Be **informed**. Be **engaged**. Know your government better.

Freedom of Information Program

Agency: Securities and Exchange Commission

Receiving Officer: Belinda B. Ballaho
Designation: SEC Administrative Officer III
Office: SEC - Zamboanga Extension Office

Receiving Officer: SEC Bldg., San Jose Panigayan St., Zamboanga City

Contact Nos: (062) 991-7163; 993-1437
Email: bbbadar@sec.gov.ph

Step 1

Go to www.foi.gov.ph to your browser's home address.




Step 2

Click the Sign Up button and provide all the required fields. Attach a valid ID to create an account.




Step 3

Once logged-in, you will be directed to your Dashboard. The Dashboard contains all the FOI requests of the account owner.



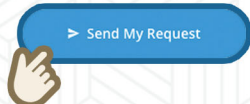
Step 4

Click the Make a Request button then select the name of the agency you wish to ask.



Step 5

You will now be directed to the Make a Request Page. Accomplish all fields then click Send My Request.



Step 6

The agency will evaluate your request and will notify you within 15 working days.



Step 7

The agency will prepare the information for release, based on your desired format. It will be sent to you depending on the receipt of preference.



Mode of request

STANDARD



Submit request form with necessary personal documents

or

eFOI



Lodge a request through the eFOI Portal (foi.gov.ph)

FOI Appeals

If you are not satisfied with the response to your FOI request, you may ask us to carry out an internal review of the response by writing to sec_foi@sec.gov.ph. Your review request should explain why you are dissatisfied with the response, and should be made within 15 calendar days from the date when you received this letter. We will complete the review and tell you the result within 30 calendar days from the date when we receive your appeal.



FREEDOM OF INFORMATION PHILIPPINES

Be informed. Be engaged. Know your government better.

Freedom of Information Program

Agency: Securities and Exchange Commission

Receiving Officer: Daniel Angelica Saenz
Designation: SEC Administrative Assistant II
Office: Markets and Securities Regulation Department

Receiving Office: The SEC Headquarters, 7907, Makati Avenue, Salcedo Village, Bel-Air, Makati City

Contact Nos.: 8818-5703
Email: dapsaenz@sec.gov.ph

Step 1

Go to www.foi.gov.ph to your browser's home address.




Step 2

Click the Sign Up button and provide all the required fields. Attach a valid ID to create an account.



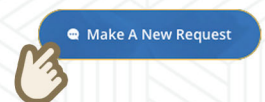
Step 3

Once logged-in, you will be directed to your Dashboard. The Dashboard contains all the FOI requests of the account owner.



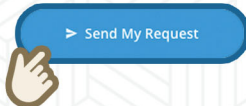
Step 4

Click the Make a Request button then select the name of the agency you wish to ask.



Step 5

You will now be directed to the Make a Request Page. Accomplish all fields then click Send My Request.



Step 6

The agency will evaluate your request and will notify you within 15 working days.



Step 7

The agency will prepare the information for release, based on your desired format. It will be sent to you depending on the receipt of preference.



Mode of request

STANDARD



Submit request form with necessary personal documents

or

eFOI



Lodge a request through the eFOI Portal (foi.gov.ph)

FOI Appeals

If you are not satisfied with the response to your FOI request, you may ask us to carry out an internal review of the response by writing to sec_foi@sec.gov.ph. Your review request should explain why you are dissatisfied with the response, and should be made within 15 calendar days from the date when you received this letter. We will complete the review and tell you the result within 30 calendar days from the date when we receive your appeal.



FREEDOM OF INFORMATION PHILIPPINES

Be informed. Be engaged. Know your government better.

Freedom of Information Program

Agency: Securities and Exchange Commission

Receiving Officer: Daniel P. Gabuyo
Designation: SEC Assistant Director
Office: Company Registration and Monitoring Department

Receiving Office: The SEC Headquarters, 7907, Makati Avenue, Salcedo Village, Bel-Air, Makati City

Contact Nos.: 8818-5811
Email: dpgabuyo@sec.gov.ph

Step 1

Go to www.foi.gov.ph to your browser's home address.



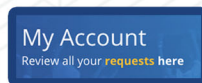
Step 2

Click the Sign Up button and provide all the required fields. Attach a valid ID to create an account.




Step 3

Once logged-in, you will be directed to your Dashboard. The Dashboard contains all the FOI requests of the account owner.



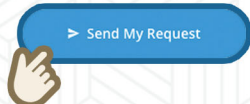
Step 4

Click the Make a Request button then select the name of the agency you wish to ask.



Step 5

You will now be directed to the Make a Request Page. Accomplish all fields then click Send My Request.



Step 6

The agency will evaluate your request and will notify you within 15 working days.



Step 7

The agency will prepare the information for release, based on your desired format. It will be sent to you depending on the receipt of preference.



Mode of request

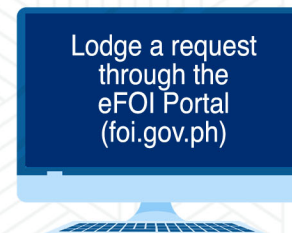
STANDARD



Submit request form with necessary personal documents

or

eFOI



Lodge a request through the eFOI Portal (foi.gov.ph)

FOI Appeals

If you are not satisfied with the response to your FOI request, you may ask us to carry out an internal review of the response by writing to sec_foi@sec.gov.ph. Your review request should explain why you are dissatisfied with the response, and should be made within 15 calendar days from the date when you received this letter. We will complete the review and tell you the result within 30 calendar days from the date when we receive your appeal.



FREEDOM OF INFORMATION PHILIPPINES

Be informed. Be engaged. Know your government better.

Freedom of Information Program

Agency: Securities and Exchange Commission

Receiving Officer: Florence Faye S. Franco
Designation: Securities Counsel II
Office: Corporate Governance and Finance Department

Receiving Office: The SEC Headquarters, 7907, Makati Avenue, Salcedo Village, Bel-Air, Makati City

Contact Nos.: 8818-6103
Email: ffranco@sec.gov.ph

Step 1

Go to www.foi.gov.ph to your browser's home address.




Step 2

Click the Sign Up button and provide all the required fields. Attach a valid ID to create an account.



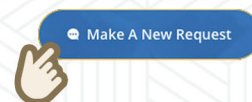
Step 3

Once logged-in, you will be directed to your Dashboard. The Dashboard contains all the FOI requests of the account owner.



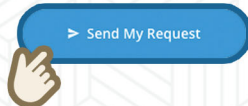
Step 4

Click the Make a Request button then select the name of the agency you wish to ask.



Step 5

You will now be directed to the Make a Request Page. Accomplish all fields then click Send My Request.



Step 6

The agency will evaluate your request and will notify you within 15 working days.



Step 7

The agency will prepare the information for release, based on your desired format. It will be sent to you depending on the receipt of preference.



Mode of request

STANDARD



Submit request form with necessary personal documents

or

eFOI



Lodge a request through the eFOI Portal (foi.gov.ph)

FOI Appeals

If you are not satisfied with the response to your FOI request, you may ask us to carry out an internal review of the response by writing to sec_foi@sec.gov.ph. Your review request should explain why you are dissatisfied with the response, and should be made within 15 calendar days from the date when you received this letter. We will complete the review and tell you the result within 30 calendar days from the date when we receive your appeal.



FREEDOM OF INFORMATION PHILIPPINES

Be informed. Be engaged. Know your government better.

Freedom of Information Program

Agency: Securities and Exchange Commission

Receiving Officer: Herbert C. Mendoza
Designation: SEC Information Technology II
Office: Information and Communications Technology Department

Receiving Office: The SEC Headquarters, 7907, Makati Avenue, Bel-Air, Makati City

Contact Nos.: 8818-5285
Email: hemendoza@sec.gov.ph

Step 1

Go to www.foi.gov.ph to your browser's home address.



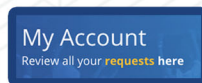
Step 2

Click the Sign Up button and provide all the required fields. Attach a valid ID to create an account.




Step 3

Once logged-in, you will be directed to your Dashboard. The Dashboard contains all the FOI requests of the account owner.



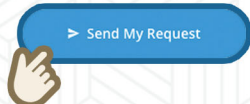
Step 4

Click the Make a Request button then select the name of the agency you wish to ask.



Step 5

You will now be directed to the Make a Request Page. Accomplish all fields then click Send My Request.



Step 6

The agency will evaluate your request and will notify you within 15 working days.



Step 7

The agency will prepare the information for release, based on your desired format. It will be sent to you depending on the receipt of preference.



Mode of request

STANDARD



Submit request form with necessary personal documents

or

eFOI



Lodge a request through the eFOI Portal (foi.gov.ph)

FOI Appeals

If you are not satisfied with the response to your FOI request, you may ask us to carry out an internal review of the response by writing to sec_foi@sec.gov.ph. Your review request should explain why you are dissatisfied with the response, and should be made within 15 calendar days from the date when you received this letter. We will complete the review and tell you the result within 30 calendar days from the date when we receive your appeal.



FREEDOM OF INFORMATION PHILIPPINES

Be informed. Be engaged. Know your government better.

Freedom of Information Program

Agency: Securities and Exchange Commission

Receiving Officer: Isma C. Gonzales
Designation: SEC Assistant Director
Office: Information and Communications Technology Department

Receiving Office: The SEC Headquarters, 7907 Makati Avenue, Bel-Air, Makati City

Contact Nos.: 8818-5285
Email: icgonzales@sec.gov.ph

Step 1

Go to www.foi.gov.ph to your browser's home address.



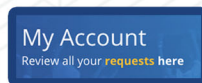
Step 2

Click the Sign Up button and provide all the required fields. Attach a valid ID to create an account.




Step 3

Once logged-in, you will be directed to your Dashboard. The Dashboard contains all the FOI requests of the account owner.



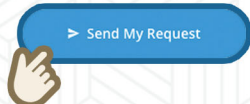
Step 4

Click the Make a Request button then select the name of the agency you wish to ask.



Step 5

You will now be directed to the Make a Request Page. Accomplish all fields then click Send My Request.



Step 6

The agency will evaluate your request and will notify you within 15 working days.



Step 7

The agency will prepare the information for release, based on your desired format. It will be sent to you depending on the receipt of preference.



Mode of request

STANDARD



Submit request form with necessary personal documents

or

eFOI



Lodge a request through the eFOI Portal (foi.gov.ph)

FOI Appeals

If you are not satisfied with the response to your FOI request, you may ask us to carry out an internal review of the response by writing to sec_foi@sec.gov.ph. Your review request should explain why you are dissatisfied with the response, and should be made within 15 calendar days from the date when you received this letter. We will complete the review and tell you the result within 30 calendar days from the date when we receive your appeal.



FREEDOM OF INFORMATION PHILIPPINES

Be informed. Be engaged. Know your government better.

Freedom of Information Program

Agency: Securities and Exchange Commission

Receiving Officer: Jesh M. Radaza
Designation: SEC Supervising Administrative Officer
Office: SEC - Cagayan de Oro Extension Office

Receiving Officer: SEC Bldg. 14th St. corner Tomasaco del Lara St., Cagayan de Oro City

Contact Nos: (088) 857-4325; 857-7225
Email: jmradaza@sec.gov.ph

Step 1

Go to www.foi.gov.ph to your browser's home address.



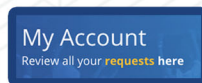
Step 2

Click the Sign Up button and provide all the required fields. Attach a valid ID to create an account.




Step 3

Once logged-in, you will be directed to your Dashboard. The Dashboard contains all the FOI requests of the account owner.



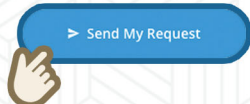
Step 4

Click the Make a Request button then select the name of the agency you wish to ask.



Step 5

You will now be directed to the Make a Request Page. Accomplish all fields then click Send My Request.



Step 6

The agency will evaluate your request and will notify you within 15 working days.



Step 7

The agency will prepare the information for release, based on your desired format. It will be sent to you depending on the receipt of preference.



Mode of request

STANDARD



Submit request form with necessary personal documents

or

eFOI



Lodge a request through the eFOI Portal (foi.gov.ph)

FOI Appeals

If you are not satisfied with the response to your FOI request, you may ask us to carry out an internal review of the response by writing to sec_foi@sec.gov.ph. Your review request should explain why you are dissatisfied with the response, and should be made within 15 calendar days from the date when you received this letter. We will complete the review and tell you the result within 30 calendar days from the date when we receive your appeal.



FREEDOM OF INFORMATION PHILIPPINES

Be informed. Be engaged. Know your government better.

Freedom of Information Program

Agency: Securities and Exchange Commission

Receiving Officer: Jo-Anne Malou G. Medalla
Designation: SEC Confidential Assistant III
Office: SEC - Bacolod Extension Office

Receiving Officer: Redkey Building corner Hernaez & Jocson Streets, Barangay Taculing, Bacolod City

Contact Nos: (034) 445-5714
Email: jmgmedalla@sec.gov.ph

Step 1

Go to www.foi.gov.ph to your browser's home address.



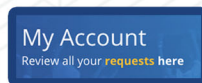
Step 2

Click the Sign Up button and provide all the required fields. Attach a valid ID to create an account.




Step 3

Once logged-in, you will be directed to your Dashboard. The Dashboard contains all the FOI requests of the account owner.



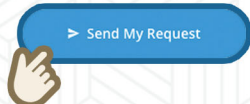
Step 4

Click the Make a Request button then select the name of the agency you wish to ask.



Step 5

You will now be directed to the Make a Request Page. Accomplish all fields then click Send My Request.



Step 6

The agency will evaluate your request and will notify you within 15 working days.



Step 7

The agency will prepare the information for release, based on your desired format. It will be sent to you depending on the receipt of preference.



Mode of request

STANDARD



Submit request form with necessary personal documents

or

eFOI



Lodge a request through the eFOI Portal (foi.gov.ph)

FOI Appeals

If you are not satisfied with the response to your FOI request, you may ask us to carry out an internal review of the response by writing to sec_foi@sec.gov.ph. Your review request should explain why you are dissatisfied with the response, and should be made within 15 calendar days from the date when you received this letter. We will complete the review and tell you the result within 30 calendar days from the date when we receive your appeal.



FREEDOM OF INFORMATION PHILIPPINES

Be informed. Be engaged. Know your government better.

Freedom of Information Program

Agency: Securities and Exchange Commission

Receiving Officer: Karen F. Lazaro
Designation: SEC Administrative Officer V
Office: Office of the General Counsel

Receiving Office: The SEC Headquarters, 7907, Makati Avenue, Bel-Air, Makati City

Contact Nos.: 8818-5348
Email:kflazaro@sec.gov.ph

Step 1

Go to www.foi.gov.ph to your browser's home address.




Step 2

Click the Sign Up button and provide all the required fields. Attach a valid ID to create an account.



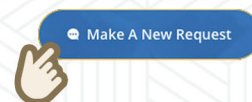
Step 3

Once logged-in, you will be directed to your Dashboard. The Dashboard contains all the FOI requests of the account owner.



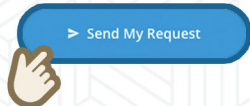
Step 4

Click the Make a Request button then select the name of the agency you wish to ask.



Step 5

You will now be directed to the Make a Request Page. Accomplish all fields then click Send My Request.



Step 6

The agency will evaluate your request and will notify you within 15 working days.



Step 7

The agency will prepare the information for release, based on your desired format. It will be sent to you depending on the receipt of preference.



Mode of request

STANDARD



Submit request form with necessary personal documents

or

eFOI



Lodge a request through the eFOI Portal (foi.gov.ph)

FOI Appeals

If you are not satisfied with the response to your FOI request, you may ask us to carry out an internal review of the response by writing to sec_foi@sec.gov.ph. Your review request should explain why you are dissatisfied with the response, and should be made within 15 calendar days from the date when you received this letter. We will complete the review and tell you the result within 30 calendar days from the date when we receive your appeal.



FREEDOM OF INFORMATION PHILIPPINES

Be informed. Be engaged. Know your government better.

Freedom of Information Program

Agency: Securities and Exchange Commission

Receiving Officer: Marcelo Q. Rabara
Designation: SEC Administrative Officer IV
Office: Human Resource and Administrative Department

Receiving Office: The SEC Headquarters, 7907, Makati Avenue, Salcedo Village, Bel-Air, Makati City

Contact Nos.: 8818-6165; 88185516
Email: mqrabara@sec.gov.ph

Step 1

Go to www.foi.gov.ph to your browser's home address.




Step 2

Click the Sign Up button and provide all the required fields. Attach a valid ID to create an account.




Step 3

Once logged-in, you will be directed to your Dashboard. The Dashboard contains all the FOI requests of the account owner.



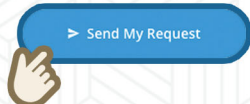
Step 4

Click the Make a Request button then select the name of the agency you wish to ask.



Step 5

You will now be directed to the Make a Request Page. Accomplish all fields then click Send My Request.



Step 6

The agency will evaluate your request and will notify you within 15 working days.



Step 7

The agency will prepare the information for release, based on your desired format. It will be sent to you depending on the receipt of preference.



Mode of request

STANDARD



Submit request form with necessary personal documents

or

eFOI



Lodge a request through the eFOI Portal (foi.gov.ph)

FOI Appeals

If you are not satisfied with the response to your FOI request, you may ask us to carry out an internal review of the response by writing to sec_foi@sec.gov.ph. Your review request should explain why you are dissatisfied with the response, and should be made within 15 calendar days from the date when you received this letter. We will complete the review and tell you the result within 30 calendar days from the date when we receive your appeal.



FREEDOM OF INFORMATION PHILIPPINES

Be informed. Be engaged. Know your government better.

Freedom of Information Program

Agency: Securities and Exchange Commission

Receiving Officer: Melody F. Tadina-Pasia
Designation: Securities Counsel I
Office: SEC - Davao Extension Office

Receiving Officer: SEC Bldg. Luisa Drive corner University Avenue, Juana Subd., Matina, Davao City

Contact Nos: (082) 298-2170;298-0112
Email: mtpasia@sec.gov.ph

Step 1

Go to www.foi.gov.ph to your browser's home address.




Step 2

Click the Sign Up button and provide all the required fields. Attach a valid ID to create an account.



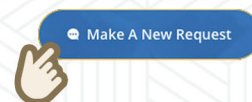
Step 3

Once logged-in, you will be directed to your Dashboard. The Dashboard contains all the FOI requests of the account owner.



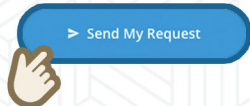
Step 4

Click the Make a Request button then select the name of the agency you wish to ask.



Step 5

You will now be directed to the Make a Request Page. Accomplish all fields then click Send My Request.



Step 6

The agency will evaluate your request and will notify you within 15 working days.



Step 7

The agency will prepare the information for release, based on your desired format. It will be sent to you depending on the receipt of preference.



Mode of request

STANDARD



Submit request form with necessary personal documents

or

eFOI



Lodge a request through the eFOI Portal (foi.gov.ph)

FOI Appeals

If you are not satisfied with the response to your FOI request, you may ask us to carry out an internal review of the response by writing to sec_foi@sec.gov.ph. Your review request should explain why you are dissatisfied with the response, and should be made within 15 calendar days from the date when you received this letter. We will complete the review and tell you the result within 30 calendar days from the date when we receive your appeal.



FREEDOM OF INFORMATION PHILIPPINES

Be informed. Be engaged. Know your government better.

Freedom of Information Program

Agency: Securities and Exchange Commission

Receiving Officer: Ninna Celeste N. Orlina
Designation: Securities Specialist II
Office: SEC - Legazpi Extension Office

Receiving Officer SEC Building, 2F Chiniel (Avon) Bldg., Rizal St., Albay District, Legaspi City

Contact No: (052) 480-8272
Email: ncorlina@sec.gov.ph

Step 1

Go to www.foi.gov.ph to your browser's home address.



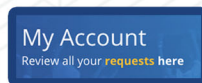
Step 2

Click the Sign Up button and provide all the required fields. Attach a valid ID to create an account.




Step 3

Once logged-in, you will be directed to your Dashboard. The Dashboard contains all the FOI requests of the account owner.



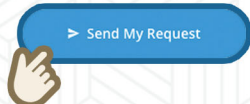
Step 4

Click the Make a Request button then select the name of the agency you wish to ask.



Step 5

You will now be directed to the Make a Request Page. Accomplish all fields then click Send My Request.



Step 6

The agency will evaluate your request and will notify you within 15 working days.



Step 7

The agency will prepare the information for release, based on your desired format. It will be sent to you depending on the receipt of preference.



Mode of request

STANDARD



Submit request form with necessary personal documents

or

eFOI



FOI Appeals

If you are not satisfied with the response to your FOI request, you may ask us to carry out an internal review of the response by writing to sec_foi@sec.gov.ph. Your review request should explain why you are dissatisfied with the response, and should be made within 15 calendar days from the date when you received this letter. We will complete the review and tell you the result within 30 calendar days from the date when we receive your appeal.



FREEDOM OF INFORMATION PHILIPPINES

Be informed. Be engaged. Know your government better.

Freedom of Information Program

Agency: Securities and Exchange Commission

Receiving Officer: Patrick L. Rivera
Designation: Securities Specialist II
Office: SEC - Baguio Extension Office

Receiving Office: 3rd Flr., Newton Square, Navy Base Road, Baguio City

Contact No: (074) 442-8170
Email: plrivera@sec.gov.ph

Step 1

Go to www.foi.gov.ph to your browser's home address.




Step 2

Click the Sign Up button and provide all the required fields. Attach a valid ID to create an account.



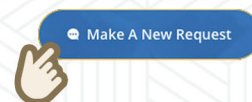
Step 3

Once logged-in, you will be directed to your Dashboard. The Dashboard contains all the FOI requests of the account owner.



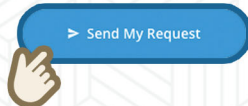
Step 4

Click the Make a Request button then select the name of the agency you wish to ask.



Step 5

You will now be directed to the Make a Request Page. Accomplish all fields then click Send My Request.



Step 6

The agency will evaluate your request and will notify you within 15 working days.



Step 7

The agency will prepare the information for release, based on your desired format. It will be sent to you depending on the receipt of preference.



Mode of request

STANDARD



Submit request form with necessary personal documents

or

eFOI



FOI Appeals

If you are not satisfied with the response to your FOI request, you may ask us to carry out an internal review of the response by writing to sec_foi@sec.gov.ph. Your review request should explain why you are dissatisfied with the response, and should be made within 15 calendar days from the date when you received this letter. We will complete the review and tell you the result within 30 calendar days from the date when we receive your appeal.



FREEDOM OF INFORMATION PHILIPPINES

Be informed. Be engaged. Know your government better.

Freedom of Information Program

Agency: Securities and Exchange Commission

Receiving Officer: Pearl Ivy S. Padua
Designation: SEC Assistant Director
Office: Office of the General Accountant

Receiving Office: The SEC Headquarters, 7907, Makati Avenue, Bel-Air, Makati City

Contact Nos.: 8818-9763
Email: piasantos@sec.gov.ph

Step 1

Go to www.foi.gov.ph to your browser's home address.




Step 2

Click the Sign Up button and provide all the required fields. Attach a valid ID to create an account.



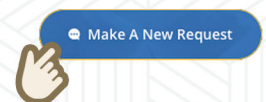
Step 3

Once logged-in, you will be directed to your Dashboard. The Dashboard contains all the FOI requests of the account owner.



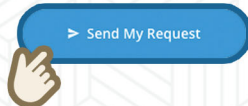
Step 4

Click the Make a Request button then select the name of the agency you wish to ask.



Step 5

You will now be directed to the Make a Request Page. Accomplish all fields then click Send My Request.



Step 6

The agency will evaluate your request and will notify you within 15 working days.



Step 7

The agency will prepare the information for release, based on your desired format. It will be sent to you depending on the receipt of preference.



Mode of request

STANDARD



Submit request form with necessary personal documents

or

eFOI



Lodge a request through the eFOI Portal (foi.gov.ph)

FOI Appeals

If you are not satisfied with the response to your FOI request, you may ask us to carry out an internal review of the response by writing to sec_foi@sec.gov.ph. Your review request should explain why you are dissatisfied with the response, and should be made within 15 calendar days from the date when you received this letter. We will complete the review and tell you the result within 30 calendar days from the date when we receive your appeal.



FREEDOM OF INFORMATION PHILIPPINES

Be informed. Be engaged. Know your government better.

Freedom of Information Program

Agency: Securities and Exchange Commission

Receiving Officer: Violeta V. Infante
Designation: SEC Assistant Director
Office: Economic Research and Training Department

Receiving Office: The SEC Headquarters , 7907, Makati Avenue, Salcedo Village, Bel-Air, Makati City
Contact Nos.: 8818-6219
Email: vvinfante@sec.gov.ph

Step 1

Go to www.foi.gov.ph to your browser's home address.



Step 2

Click the Sign Up button and provide all the required fields. Attach a valid ID to create an account.




Step 3

Once logged-in, you will be directed to your Dashboard. The Dashboard contains all the FOI requests of the account owner.



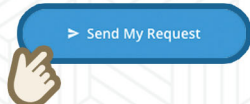
Step 4

Click the Make a Request button then select the name of the agency you wish to ask.



Step 5

You will now be directed to the Make a Request Page. Accomplish all fields then click Send My Request.



Step 6

The agency will evaluate your request and will notify you within 15 working days.



Step 7

The agency will prepare the information for release, based on your desired format. It will be sent to you depending on the receipt of preference.



Mode of request

STANDARD



Submit request form with necessary personal documents

or

eFOI



Lodge a request through the eFOI Portal (foi.gov.ph)

FOI Appeals

If you are not satisfied with the response to your FOI request, you may ask us to carry out an internal review of the response by writing to sec_foi@sec.gov.ph. Your review request should explain why you are dissatisfied with the response, and should be made within 15 calendar days from the date when you received this letter. We will complete the review and tell you the result within 30 calendar days from the date when we receive your appeal.



FREEDOM OF INFORMATION PHILIPPINES

Be informed. Be engaged. Know your government better.

Freedom of Information Program

Agency: Securities and Exchange Commission

Receiving Officer: Atty. Reinhard Dietrich A. Albrecht
Designation: Securities Counsel II
Office: Enforcement and Investor Protection Department

Receiving Office: The SEC Headquarters, 7907, Makati Avenue, Bel-Air, Makati City

Contact Nos.: 8818-5478; 8888-5141
Email: rdaalbrecht@sec.gov.ph

Step 1

Go to www.foi.gov.ph to your browser's home address.




Step 2

Click the Sign Up button and provide all the required fields. Attach a valid ID to create an account.




Step 3

Once logged-in, you will be directed to your Dashboard. The Dashboard contains all the FOI requests of the account owner.



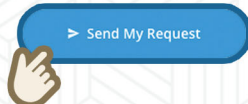
Step 4

Click the Make a Request button then select the name of the agency you wish to ask.



Step 5

You will now be directed to the Make a Request Page. Accomplish all fields then click Send My Request.



Step 6

The agency will evaluate your request and will notify you within 15 working days.



Step 7

The agency will prepare the information for release, based on your desired format. It will be sent to you depending on the receipt of preference.



Mode of request

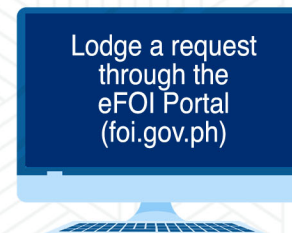
STANDARD



Submit request form with necessary personal documents

or

eFOI



Lodge a request through the eFOI Portal (foi.gov.ph)

FOI Appeals

If you are not satisfied with the response to your FOI request, you may ask us to carry out an internal review of the response by writing to sec_foi@sec.gov.ph. Your review request should explain why you are dissatisfied with the response, and should be made within 15 calendar days from the date when you received this letter. We will complete the review and tell you the result within 30 calendar days from the date when we receive your appeal.



FREEDOM OF INFORMATION PHILIPPINES

Be informed. Be engaged. Know your government better.

Freedom of Information Program

Agency: Securities and Exchange Commission

Receiving Officer: Sheryl Choline A. Beloso
Designation: Securities Specialist I
Office: Office of the Commission Secretary

Receiving Office: The SEC Headquarters, 7907, Makati Avenue, Bel-Air, Makati City

Contact Nos.: 8818-5478; 8888-5141
Email: comsec@sec.gov.ph

Step 1

Go to www.foi.gov.ph to your browser's home address.



Step 2

Click the Sign Up button and provide all the required fields. Attach a valid ID to create an account.




Step 3

Once logged-in, you will be directed to your Dashboard. The Dashboard contains all the FOI requests of the account owner.



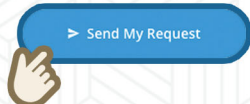
Step 4

Click the Make a Request button then select the name of the agency you wish to ask.



Step 5

You will now be directed to the Make a Request Page. Accomplish all fields then click Send My Request.



Step 6

The agency will evaluate your request and will notify you within 15 working days.



Step 7

The agency will prepare the information for release, based on your desired format. It will be sent to you depending on the receipt of preference.



Mode of request

STANDARD



Submit request form with necessary personal documents

or

eFOI



Lodge a request through the eFOI Portal (foi.gov.ph)

FOI Appeals

If you are not satisfied with the response to your FOI request, you may ask us to carry out an internal review of the response by writing to sec_foi@sec.gov.ph. Your review request should explain why you are dissatisfied with the response, and should be made within 15 calendar days from the date when you received this letter. We will complete the review and tell you the result within 30 calendar days from the date when we receive your appeal.



FREEDOM OF INFORMATION PHILIPPINES

Be informed. Be engaged. Know your government better.